

CHRYSLER



2007
CHRYSLER
PT CRUISER

For more information, please visit www.chrysler.com/pt_cruiser

©1995-2006 DaimlerChrysler. All Rights Reserved.
For important information, go to www.chrysler.com/universal/privacy.html

Page 1 of 9



ACCESSORIES

Authentic Chrysler Accessories by Mopar are the perfect fit for your lifestyle. With a wide selection of original equipment accessories to choose from, including a Chrome Fuel Filler Door, Rear Spoiler, Illuminated Door Entry Guards, Chrome Exhaust Tip, and Remote Start,* every experience is enhanced with Mopar. For more information, visit mopar.com/chrysler or see your local Chrysler dealer.

*Check state and local laws on use of remote starters.

ENGINES

Pick up the pace with PT Cruiser's high-output 2.4-liter turbocharged engine. It creates 230 horse-power at 5,100 rpm and 245 lb-ft of available peak torque from 2,400 to 4,400 rpm. This engine is standard on PT Cruiser GT.

A turbocharged 2.4-liter DOHC 16-valve 4-cylinder engine producing 180 horsepower and 210 lb-ft of torque is available on PT Cruiser Limited.



PT Cruiser's standard 2.4-liter DOHC 16-valve 4-cylinder power plant offers 150 horsepower at 5,100 rpm and 165 lb-ft of torque at 4,000 rpm. You'll appreciate those numbers when you step on the gas pedal to climb a hill or pass another vehicle.

TRANSMISSION

To put all that power into motion, choose from a five-speed manual transaxle or an optional four-speed automatic.



- The standard five-speed manual transaxle has ratios spaced to get optimum performance and fuel efficiency from the standard 2.4-liter engine. A heavy-duty Getrag five-speed manual is on PT Cruiser GT.
- The four-speed automatic is an electronic, fully adaptive transaxle, and is included with the 180-horsepower turbocharged engine. Available on PT Cruiser, Touring, Limited, GT. The AutoStick® shifter, available on PT Cruiser GT, allows you to change gears without a clutch or ignore shifting altogether and let the transaxle shift for you.



AIR BAGS

The PT Cruiser experience includes a reassuring sense of protection. That's because we've included some of the most up-to-date safety features like Advanced Multistage driver and passenger front air bags*.

The available supplemental side air bags* (standard on PT Cruiser Limited and GT) offer additional protection for driver and front-outboard passenger in the event of a collision.

**Always use seat belts. Remember, a back seat is the safest place for children 12 and under.*

CHRYSLER



PT CRUISER FEATURES (continued)



INSTRUMENT PANEL

From Marine Blue Pearl to Inferno Red Crystal Pearl, the available color-keyed instrument panel inserts* help bring the style of your PT Cruiser from the outside in. The contemporary design matches PT Cruiser's unique style and quality engineering. After all, why should the people on the outside have all the good views?

*With select colors only



TRACTION CONTROL

PT Cruiser's available low-speed traction control helps the front (driving) wheels retain traction during acceleration, especially if one wheel is on a slippery surface. Traction control is automatically active below about 35 mph, but you can disable it using a switch. Standard on PT Cruiser GT, and available on PT Cruiser Limited with performance four-wheel disc antilock brakes.

VERSATILITY

With the versatility of up to 160 different seating and cargo configurations, you can shape the interior space of a PT Cruiser to fit whoever and whatever you need to carry. Use the available fold-down front-passenger seat or standard 65/35 split-folding rear seat. Or remove all the rear seats and load it up. Of course, with the leather-trimmed seating on PT Cruiser Limited (K package) and GT, you may want to fill those seats with people.


ANTILOCK BRAKES



PT Cruiser's front disc and rear drum brakes provide smooth operation and good pedal feel. Large-diameter front rotors ensure ample stopping ability and heat resistance. Standard drum-type rear brakes have stamped steel hub sections and cast iron friction surfaces (standard on the PT Cruiser, Touring, Limited).

For added braking security in slippery conditions, front disc/rear drum antilock brakes are available on PT Cruiser, Touring and Limited, while four-wheel-disc performance antilock brakes with low-speed traction control are available on PT Cruiser Limited, and standard on PT Cruiser GT.

SUSPENSION



PT Cruiser's MacPherson strut front suspension features a high roll center for responsive steering that helps reduce body lean.

A unique combination of a twist-beam axle guided by trailing arms and a Watt's linkage keeps the suspension movement in line with the frame and helps eliminate hops and skips on turns. The innovative Watt's linkage also maximizes cargo space by eliminating rear wheel intrusions.



INTERIOR STYLING

The depth of design innovations doesn't stop with the PT Cruiser's exterior. Interior amenities like leather-trimmed seats with Preferred Suede accents and a leather-wrapped steering wheel are available on Limited Models. In fact, the interior styling of every PT Cruiser is luxurious, refined, and designed to fit you.

With four sedan models to choose from, the level of convenience is up to you. But no matter which PT Cruiser Sedan you choose, you'll get power windows, rear windshield wiper/washer, 65/35 split fold/tumble/removable rear seat, and rear defrost, standard.



SOUND SYSTEMS

Call it street chic. The hardworking silver carbon fiber-look center stack (standard on GT), topped with signature wing badge analog clock, includes temperature controls as well as controls for the sound system with available six-disc CD player and MP3 play capability. A SIRIUS® Satellite radio with more than 120 channels is also available. Music is beautifully reproduced by the sensationally clear speakers in the available Boston Acoustics® audio system. A Satin Silver gearshift knob controls a Getrag five-speed manual or available easy-going AutoStick® transaxle.

SHELF

The available multi-position rear shelf* is perfect for tailgating, but you can also take it out, turn it over and use it as a catch tray for messy items. And since it's nobody's business what you're carrying, you can reposition the shelf as a cargo security screen.

*Do not load objects weighing more than 100 pounds on shelf panel.



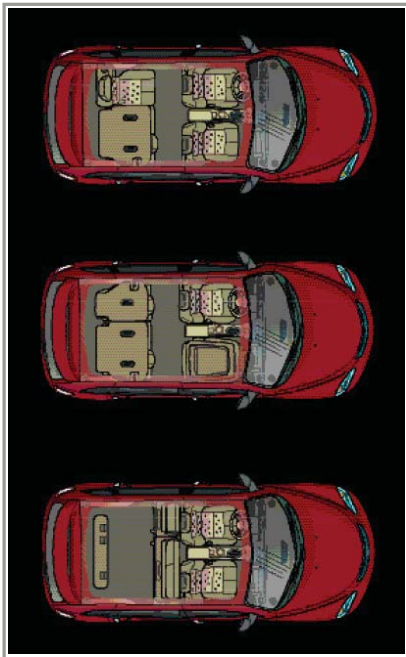
Properly secure all cargo.



CARGO SPACE

If you appreciate having all kinds of places to put your things, you'll be impressed with PT Cruiser. It boasts a full 21.6 cubic feet of cargo room with all the seats in place, or 62.7 cubic feet with the rear seat removed. It's perfect for running errands around town, packing for an extended road trip, or even hauling the lumber for your next home-improvement project.

*Properly secure all cargo.



STORAGE

Fold down just one of the 65/35 split-folding rear seats for even more cargo-carrying capacity and still carry a rear-seat passenger. Fold both rear and front passenger seats down and you can slide in long toys and tools. Tumble rear seats forward and configure the front-passenger seat and both rear seats for up to 32 available seating arrangements. You can even remove the rear seats completely. Count on 160 different available seating and storage configurations, and 120.5 cubic feet of interior space. Even the available rear shelf has five positions. Pack up and go.

Properly secure all cargo.



AVAILABLE EXTERIOR COLORS



Bright Silver Metallic

Black

Marine Blue Pearl Coat

Inferno Red Crystal Pearl Coat


Opal Metallic

Tangerine Pearl Coat

Cool Vanilla

Pastel Yellow Clear Coat

AVAILABLE SEAT COLORS



You'll feel as cool as you look in your choice of bucket seats.

- PT Cruiser and Touring feature standard Bauhaus cloth seats in Pastel Pebble Beige(1) or Pastel Slate Gray(2).
- PT Cruiser Touring features optional Royale Leather trim in Pastel Pebble Beige(9).
- Limited Edition (G package) features standard Alias cloth seats in Pastel Slate Gray(3) or Pastel Pebble Beige(4).
- Limited Edition (K package) features standard Royale Leather trim with Preferred Suede® Microfiber trim in Pastel Pebble Beige(7) or Pastel Slate Gray(8).
- PT Cruiser GT features standard Royale Leather trim with two-tone Axis perforated inserts in Pastel Pebble Beige(5) or Pastel Slate Gray(6).

WHEEL OPTIONS



Clearly, PT Cruiser's style is the sum of its parts.

1. Steel Wheel with 15-inch silver painted bolt-on wheel cover is standard on PT Cruiser and Touring.
2. 16-inch 9-spoke silver painted cast aluminum wheel is standard on Limited Edition (G package).
3. 16-inch 9-spoke chrome-clad cast aluminum wheel is standard on Limited Edition (K package) and available on Limited Edition (G package).
4. 17-inch 15-spoke chrome-clad cast aluminum wheel is standard on GT.



	PT Cruiser					PT Cruiser Convertible			
	PT Cruiser	Touring Edition	Limited Edition		GT	PT Cruiser Convertible	PT Cruiser Convertible	Touring Edition	GT
	D	F	G	K	R	D	E	F	R
ENGINE/TRANSMISSION									
2.4L DOHC 16V I-4 /5-speed manual	27D	27F	27G			27D			
2.4L DOHC 16V I-4/4-speed automatic	28D	28F	28G				28E		
2.4L DOHC 16V Turbo I-4/4-speed automatic			2CG	2CK				2CF	
2.4L DOHC 16V High Output Turbo I-4/5-speed HD manual (Getrag)					2BR				2BR
2.4L DOHC 16V High Output Turbo I-4/4-speed automatic with AutoStick®					2CR				2CR
MECHANICAL									
Brakes — Front disc/rear drum	S	S	S	S		S	S	S	
— Front disc/rear drum antilock	0	0	0				0		
— Performance 4-wheel disc antilock and low-speed traction control (Turbo engine applications)			P	P	S			0	S
Speed Control — Electronic with steering wheel-mounted controls		0	S	S	S			S	S
Steering — Power rack-and-pinion	S	S	S	S	S	S	S	S	S
Suspension — Normal-duty	S	S							
— Touring			S	S		S	S	S	
— Sport					S				S
EXTERIOR FEATURES									
Convertible Top Boot Cover								S	S
Exhaust System — Chrome-plated stainless steel (2.75" diameter with Turbo engine)			S/P	S	S			S	S
Glass — Solar-Control, all windows	S	S	S	S	S	S	S	S	S
— Dark-tinted sunscreen, all rear windows (PT Cruiser only)		S	S	S	S				
Headlamps — Quad-halogen headlamps	S	S	S	S	S	S	S	S	S
— Fog lamps			S	S	S			S	S
Liftgate Switch — Electric, soft-touch	S	S	S	S	S	S	S	S	S
Mirrors — Dual manual remote control, black	S								
— Power, black		S	S	S	S	S	S	S	S
Molding — Bodyside, body-color		S	S	S	S	S	S	S	S
Moonroof — Power with one-touch-open feature and sliding sunshade		0	S	S	S				
Sport Bar — With two dome lamps (theater-dimming) and Chrysler wing badge (Convertible only)						S	S	S	S
Sport Spoiler — Rear, body-color, liftgate-mounted (PT Cruiser only)		0	0	0	S				
Tires — P195/65R15 BSW all-season touring	S	S				S			
— P205/55R16 BSW all-season touring		0	S	S			S	S	
— 205/50R17 BSW all-season performance					S				S
— Compact spare	S	S	S	S	S	S	S	S	S
Windshield Wipers — Front 2-speed with variable intermittent mode	S	S	S	S	S	S	S	S	S
— Rear wiper/washer with intermittent mode	S	S	S	S	S				
INTERIOR FEATURES									
Air Conditioning — Manual temperature control	0	S	S	S	S	S	S	S	S
Console — Floor with cup holders, coin holder, CD storage, fore/aft sliding armrest multipurpose bin and auxiliary power outlet	S	S	S	S	S	S	S	S	S
Defroster — Rear window (defroster integral to Convertible top)	S	S	S	S	S	S	S	S	S
Door Locks — Power, speed-sensitive locking (child-protection rear locks on PT Cruiser only)	S	S	S	S	S	S	S	S	S
Electronic Vehicle Information Center (EVIC) — Includes compass, temperature, audio info, average fuel economy, distance to empty, elapsed time and personal choices		S	S	S	S			S	S
Floor Mats — Carpet, front and rear ("GT" logo embroidery on front GT mats)	0	0	0	0	S	0	0	0	S
Glove Box — Locking (Convertible only)						S	S	S	S
HomeLink® Universal Transceiver			S	S	S			0	S



	PT Cruiser					PT Cruiser Convertible			
	PT Cruiser	Touring Edition	Limited Edition		GT	PT Cruiser Convertible	PT Cruiser Convertible	Touring Edition	GT
	D	F	G	K	R	D	E	F	R
INTERIOR FEATURES (CONTINUED)									
Interior Accents — Center instrument panel bezel, Satin Silver	S	S	S	S		S	S	S	
— Center instrument panel bezel, mini-carbon pattern					S				S
— Instrument panel trim — Bright Silver inserts (included with Black, Bright Silver, and Cool Vanilla exterior colors)	P	P	P	P	P	P	P	P	P
— Instrument panel trim — Color-keyed inserts (included with Inferno Red Crystal Pearl, Marine Blue Pearl, Pastel Yellow, Opal Metallic and Tangerine Pearl)	P	P	P	P	P	P	P	P	P
Lighting — Dome with theater-dimming (located in Sport Bar on Convertible) and rear cargo area lamps	S	S	S	S	S	S	S	S	S
— Console lighting and rear trunk area	S	S	S	S	S	S	S	S	S
Mirrors — Rearview, day/night	S	S	S	S	S				
— Rearview mirror with reading lamps						S	S	S	S
— Visor Vanity, covered, illuminated (Base is not illuminated)	S	S	S	S	S				
— Dual, cloth-covered with illuminated vanity mirrors						S	S	S	S
Power Accessory — 12V auxiliary located in center console	S	S	S	S	S	S	S	S	S
— Console bin and cargo area-mounted 12V auxiliary		S	S	S	S	S	S	S	S
Shelf Panel — Rear, multiposition with integral grocery bag hooks (PT Cruiser only)		S	S	S	S				
Shift Knob — Color-keyed ball type with chrome shift lever	S	S	S	S		S	S	S	
— Satin Silver, ball-type with chrome shift lever (included in Chrome Accent Group for PT Cruiser only)			P	P	S				S
Steering Wheel — Vinyl	S	S				S	S	S	
— Leather-wrapped (included in Touring Edition optional leather-trimmed seating for Convertible only)			S	S			P		
— Leather-wrapped with Satin Silver spokes (included in Chrome Accent Group for PT Cruiser only)			P	P	S				S
Windows — Power with driver and front-passenger one-touch-auto-down and rear lockout features	S	S	S	S	S	S	S	S	S
— Smart Glass, automatic power drop and raise window glass (activated by top and door operation) (Convertible only)						S	S	S	S
SEATING									
Front — 6-way power driver's			S	S	S			0	S
— Manual driver adjustable lumbar			S	S	S	S	S	S	S
— Fold-flat front-passenger (PT Cruiser only)		S	S	S	S				
— Easy-entry system driver's (tips forward to allow easier rear access) (Convertible only)						S	S	S	S
— Easy rear access via tilt-and-slide front-passenger (Convertible only)						S	S	S	S
— Heated front (leather-trimmed seating only for Convertible)				0	0			0	0
Rear — 65/35 Fold-and-Tumble, removable with 2-way adjustable low-profile head restraints for outboard rear seating positions (PT Cruiser only)	S	S	S	S	S				
— 50/50 split, Fold-and-Tumble with integrated head forms (Convertible only)						S	S	S	S
ENTERTAINMENT SYSTEMS									
Radios — AM/FM stereo with CD player and changer controls and auxiliary input jack	S	S	S	S	S	S	S	S	S
— AM/FM stereo with 6-disc CD player with MP3 capability		0	0	0	0		0	0	0
SIRIUS® Satellite Radio — Includes one-year subscription. Available only in the continental U.S. (PT Cruiser only)	0	0	0	0	0				
Sound Systems — 6 speakers	S	S	S	S	S	S	S	S	S
— Boston Acoustics® Audio System — Includes 7 premium speakers with subwoofer and 368-watt amplifier available on PT Cruiser. Includes 6 premium speakers and 368-watt amplifier available on PT Convertible		0	0	0	0			0	0
SAFETY AND SECURITY									
Air Bags[®] — Advanced multistage driver and front-passenger with Occupant Classification System includes driver-side inflatable knee blocker	S	S	S	S	S	S	S	S	S
— Supplemental side seat — mounted for front outboard occupants (included with optional Touring Edition leather-trimmed seating for Convertible)	0	0	S	S	S	0	0	0/P	S



	PT Cruiser					PT Cruiser Convertible			
	PT Cruiser	Touring Edition	Limited Edition		GT	PT Cruiser Convertible	PT Cruiser Convertible	Touring Edition	GT
	D	F	G	K	R	D	E	F	R
SAFETY AND SECURITY (CONTINUED)									
Brake-Park Interlock — Prevents an automatic transmission from being shifted out of Park unless brake pedal is applied	P	P	P	S	P		S	S	P
Child Seat Anchor System (LATCH) — Mounts for child seats in the second row help ease the installation of compatible aftermarket child seats (3 for PT Cruiser, 2 for Convertible)	S	S	S	S	S	S	S	S	S
Clutch-Starter Interlock — Cannot start engine until clutch pedal is applied	S	S	S		S	S			S
Remote Keyless/Illuminated Entry System — Includes 2 transmitters	S	S	S	S	S	S	S	S	S
Seat Belts — PT Cruiser: Height-adjustable 3-point driver and front-passenger with traveling buckles; 3-point lap/shoulder belts at all rear-seat positions and belt/trimmer system	S	S	S	S	S				
— Convertible: Front shoulder belts with traveling buckles and fixed turning loops; 3-point shoulder belts at both rear-seat positions						S	S	S	S
Security Alarm		S	S	S	S			S	S
Sentry Key® — Antitheft engine immobilizer	S	S	S	S	S	S	S	S	S
UConnect® Hands-Free Communication System⁽²⁾ — Includes auto-dimming rearview mirror			0	0	0				

PACKAGES

Chrome Accent Group — (Available for PT Cruiser Limited Edition G and K packages and GT) includes door sill scuff pads with bright insert and Chrysler wing logo, Satin Silver shifter knob, chrome lock knobs, chrome shifter surround (automatic transaxle), bright pedals, chrome bodyside moldings, leather-wrapped steering wheel with Satin Silver spokes, 16" chrome-clad wheels, and chrome fuel filler door

PCH Edition — Limited Production includes Ocean Blue exterior, 4-wheel antilock disc brakes, traction control, supplemental side air bags, power 6-way driver's seat with manual lumbar adjuster, silver shift knob, bright exhaust tip, accent ring cup holders, chrome bodyside moldings, chrome lock knobs, front scuff plates with bright insert and Chrysler wing badge, blue face with tachometer instrument cluster, Street Cruiser Series badge, Pacific Coast Highway Edition badge, rear spoiler, body-color grille with chrome horizontal accents, leather-wrapped steering wheel with Satin Silver spokes, sport suspension, platinum-clad 17" aluminum 15-spoke wheels, low-back bucket seats with medium slate gray Albi II cloth and blue Alias cloth inserts, SIRIUS® Satellite Radio, chrome shifter bezel (if automatic), speed control, and sunscreen glass (available on PT Cruiser Touring Edition only)

S = Standard. P = Included in package noted in parentheses. 0 = Optional.

⁽¹⁾ Always sit properly in the seat with the seat belt fastened. Always observe the passenger air bag indicator lamp to determine if the OCS classification is appropriate. Children 12 and under should always be in a back seat correctly using an infant or child restraint system or the seat belt positioned correctly for the child's age and weight. Certified to the Federal Regulation that allow less forceful front air bags.

⁽²⁾ Includes auto day/night inside rearview mirror. Requires Bluetooth® enabled mobile phone.

Preferred Suede and YES Essentials Seat Fabric are registered trademarks of Milliken & Co. "SIRIUS," the SIRIUS dog logo, and related marks are registered trademarks of SIRIUS Satellite Radio, Inc. Monthly subscription may apply. Programming is subject to change. Not available in Alaska and Hawaii. For full Terms & Conditions, visit sirius.com. HomeLink is a registered trademark owned by Johnson Controls, Inc. Sentry Key and UConnect are registered trademarks and Navus is a trademark of DaimlerChrysler Corporation. Boston, Boston Acoustics, and the Boston logo are registered trademarks and the Boston Sound is a trademark of Boston Acoustics, Inc. Consumer Guide® is a registered trademark of Publications International, Ltd.