


# THE 2016 CHRYSLER 200

DRIVE PROUD





## Designed, Engineered and Built with Pride

### Inspiration Takes Shape.

The 2016 Chrysler 200 story turns the lens on the designer's vision into the making of a game-changing vehicle. From concept to ownership experience, immerse in the accessibility of premium design engineering. It's the evolution of quality and attention to detail that began with trusting our instincts the way that you trust yours. And trusting the awards and recognition these achievements have earned to become an industry and segment leader. This is what confidence in creativity looks like; it's the epitome of purposeful design. Because you deserve to be surrounded by quality standards and performance that work as hard as you do. It's a culmination of intuitive technology, efficiency and performance; a closer view of world-class American design.

### A Show of Confidence.

The four beautifully sculpted Chrysler 200 models share a sophisticated surface of virtually seamless curves and angles for a streamlined yet aggressive stance. Each model is built with the tight uniformity of an interior and exterior element-to-element fit-and-finish relationship. This is a critical part of the World Class Manufacturing benchmark that defines how the 200 is made. It's also what provides interior cabin quiet and gives you that solid "thump" when you close the door.

### Look Forward to Your Commute.


The Chrysler 200 delivers a beautiful exterior design — a thoughtful, exquisitely crafted interior and an exceptional driving experience, compliments of a segment-first nine-speed automatic transmission.\* With the choice of two world-class engines, including an available 3.6L V6, available best-in-class<sup>2</sup> all-wheel-drive system, available Sport Mode and paddle shifters for an engaged driving experience, and up to 29 highway mpg<sup>†</sup> — your everyday drive is the quality time you've been waiting for.

### Anniversary Edition.

In celebration of American entrepreneurial spirit and the Chrysler 90<sup>th</sup> Anniversary, a new Chrysler Package offers unique details and select convenience features. An Anniversary radio start-up screen and logo floor mats, Uconnect<sup>®</sup> 8.4-inch radio with SiriusXM<sup>®</sup> Satellite Radio,<sup>3</sup> power sunroof, leather-wrapped steering wheel and power 8-way driver's seat outline the key elements to the package. The special 200 Limited model pays homage to the founder who turned hard work and dreams into reality.

### The Integrity of High Standards.

The Chrysler 200 offers the most available safety and security features in the Mid-size Sedan segment.<sup>1</sup> The state-of-the-art, easy-to-use technology, communication and navigation keep drivers and passengers connected through the available Uconnect touchscreen system. The 200 also earned a spot on the *Consumers Digest* list of automotive "Best Buys," making it a smart, solid choice for a family sedan.



### DESIGNER POV:

#### Smooth and Quiet Ride.

*Athletic architecture and aerodynamic efficiency contribute to the strategically engineered quiet of the 200 cabin, thanks to honed exterior shapes, air management, triple door-seal system, seamless roof panels and sound-reducing applications and materials.*

\*A note about this brochure: all disclaimers and disclosures can be found on page 55.

<sup>†</sup>Based on 2016 EPA estimates. Actual mileage may vary.

INTERIOR MATERIAL SAMPLES AND REFERENCES



DESIGN STUDIO RESEARCH AND DEVELOPMENT



CLAY MODEL CONTOURING



INTERIOR FABRIC SAMPLES



ARTISTIC CLAY MODELERS MAKE THEIR INSTRUMENTS



IN-STUDIO PRECISION INTERIOR FEATURE DESIGN



DESIGN TEAM IMMERSSED



EXTERIOR DESIGNER SCULPTS TO THE MILLIMETER



ADVANCED PRODUCT MATERIAL AND COLOR DEVELOPMENT

## The Art of the Model: a Muse is Born

The Product Design Center's Chrysler studio offers an immersion into the design point of view. A visit with the talented Exterior Lead Designer, Jeff Hammoud, and Interior Lead Designer, Cristian Farcas, sheds light on their creative process and the development of the Chrysler 200 design.

### Can you describe how the design process begins for an all-new vehicle?

JH: For the all-new Chrysler 200, it actually began abstractly. As a collaborative design team, we converged to create a theme, or feeling, of what the objective and vision is for the brand. With this concept, we were simply prompted to evoke an American design story — constructed of authenticity and honesty. Ironically, we went to Vegas to kick off our research. Seriously, our design team was sent to the International Consumer Electronics Show (CES) in Las Vegas to get inspiration from places outside the automotive industry, while researching the latest technology and product design. Being in Las Vegas, we were also immersed in the vast array of different architecture, lighting, furniture and landscaping influences throughout the city, which we also drew inspiration from.

CF: In keeping with the exterior theme, our Head of Interior Design, Klaus Busse, gave our team one mission to kick off the Chrysler 200 design: to pull together all of the visual influences that translated as great American design. The team spent several weeks collecting, researching and creating inspiration boards that spanned products from technology, architecture, furniture, as well as fashion; current products along with those designed decades ago.

### What attributes from the research were most influential for this design?

CF: So much of what we, as designers, respond to is minimalism. It's a classic, modern aesthetic that never seems dated because it is designed and constructed so purely, so purposefully that it can stand the test of time. We wanted to bring this element of design to the interior and exterior of the 200. We also wanted it to look and feel as high tech as its features without being too busy or over-stimulating. With interiors, we were compelled to use real materials that not only look great aesthetically but also serve a structural purpose with real wood and leather.

JH: What we found is that there are timeless design elements in even the most modern and successful products in the marketplace today, as well as in the past. We looked at this philosophy to extract the best of what we love from our past and present production designs, as well as concept vehicles. We then used these elements to help inspire a modern rendition of what the new look of the brand represents. The goal we had for the vehicle was for it to be a timeless and elegant design that also has a sporty coupe-like character. There are many subtle details and surface transitions that give a very fluid and liquid feeling to the overall impression of the car. The vehicle's surfacing and reflections are one of those aspects that you will appreciate and experience as you see the car in motion. The surfacing and line-work all add up to make a vehicle that not only looks very aerodynamic, but actually is one of the most aerodynamic vehicles in its class.

### You mention "we" quite a bit, what is the benefit to this collaboration?

CF: Designers in the Chrysler studio are brought into the fold at an equal level for the early phase of design to develop fresh, new ideas. Basically, everyone in the studio starts designing the car. This process allows a collaboration of the best ideas — everyone pitching in, sketching, compiling references. A lot of what you see on the boards is the result of this process. It's a great team-building exercise, as well, and really gets everyone creatively and personally invested in the car.

### How does the ideation phase become a final design?

JH: The car begins to take shape during the initial ideation/sketching phase and after several months and reviews, each designer is tasked to create their own unique proposal. Each design is visualized through 2D renderings and 3D quarter-scale clay models. These are then funneled down to two overall exterior designs that emerge through the team, as well as engineering and

management feedback. At this point, our talented clay modelers create full-scale models of each of those designs to analyze. Of the two finalists, one design is ultimately selected by the Head of Design, Ralph Gilles, along with brand and senior management. The design is selected based on its ability to best communicate the overall vision of the vehicle and the brand.

### So, the final design selection made you both a Design Lead?

JH: Yes, this reveals the authors of the final exterior and interior design, which is an honor, but it's still a major team effort. We're the lucky ones responsible to oversee the project and ensure that each part of the vehicle is cohesive as a whole design.

### What other staff are instrumental at this point?

JH: Again, the clay artists craft a full-scale physical model from the final design. They work closely with us to help shape and contour the car down to the millimeter. We're really fortunate to have such a devoted and experienced clay-modeling group. We keep these models in the design studio throughout production and beyond for inspiration and pride, as well as for design updates into future models.

CF: We also work closely with our designers, mechanical and electrical engineers, as well as the on-board communications, safety and security systems teams. There are many stakeholders developing the new technology and features at the same time we're designing the car and sometimes what they are working on will affect the outcome of the design.

### Can you give an example of how a design can be affected by engineering?

CF: For the interior of the new 200 it was definitely the introduction of the electronic Rotary E-shift for the 9-speed transmission. The new electronically operated shift knob is the instrument the driver uses to select the driving modes. Previously, this was a complex system of cables and linkages concealed inside the console that mechanically shifted the transmission. Now, this space could be used for storage and other conveniences like sliding cup holders, media ports, and a pass-through opening from the driver to passenger side — all designed into the front-seat command center.

### What are the biggest challenges to designing an all-new vehicle?

CF: Well, the entire process is challenging but it's an opportunity to make something really special. That's really the goal here with the new 200, it's designed and made so well and thought-out. It's an important car to so many, including manufacturing, because the quality of every part that's gone into it really stands for the new direction of the Chrysler brand. If there was any one challenge, it was that we really needed to scrutinize every part, surface and material until we could all be proud of the final product. The results were definitely worth the journey.

JH: The process and the product development are inspirational and intuitive. We wanted this new car to really make a statement of how much progress the brand and the company have made, as well as be indicative of where it's going. The new Chrysler 200 is the symbol of the new generation of the brand.

### How do you feel about the final design now that it's been produced?

JH: If you cover a car with a white sheet, the overall shape and proportion should be so distinctive that it's recognizable to not only a trained design eye but to anyone familiar with the vehicle. It's a true testament to an iconic vehicle and it's true of the Chrysler 200 design. This is also a statement to what was achieved from the initial concept to the final product. The final design stayed very true from the initial sketch to production, which is often the hardest aspect of executing a vehicle into production.



## DESIGNER POV:

**Signature Flair.**

*The outside mirrors with available integrated turn signals indicate the premium detail work crafted into the 200. Orange reflective side markers are positioned forward of the front wheels, drawing attention to the front fascia's Satin Black headlamps and upper grille texture. The distinctive light element at the bottom of the lamps highlights their shape, which is punctuated by the projector lenses in chrome accent rings.*

**LED Fog Lamps.**

The available LED projector fog lamps are set inside bezels within the lower grille of the front fascia. The lamps are angled downward to reduce the amount of glare while at the same time illuminating the road ahead, allowing for better visibility when driving in heavy fog.

Equal Parts Purpose



**DESIGNER POV:****Beneath the Surface.**

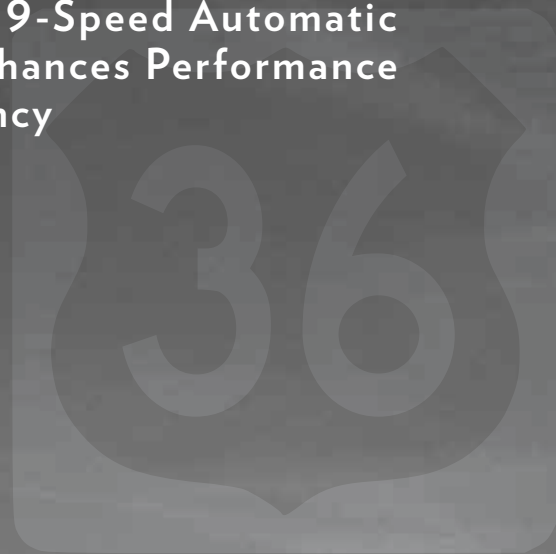
*The Chrysler design team works closely with product suppliers and engineering to develop parts that have a state-of-the-art performance purpose while staying true to design aesthetics. Aside from the function and endurance, including gravel and impact resistance, the LED lighting element on 200 contributes to the enhanced fuel efficiency due to the reduced power needed for it to operate.*

**High-Performance Forward Lighting.**

Standard halogen projector-beam headlamps reduce glare and provide a wider-spread light pattern to enhance shoulder visibility with higher output than traditional halogen bulbs. The available high/low-beam capability produces a bright beam that resembles natural daylight for clearer, crisper forward vision and the ability to discern colors at night. An available distinctive LED light pipe surrounding the lamp operates as a daytime running light (DRL) to improve safety by increasing visibility in any light.



## Class-Exclusive<sup>1</sup> 9-Speed Automatic Transmission Enhances Performance and Fuel Efficiency



### More Gears + Less Filling: the Segment-First<sup>1</sup> 9-Speed Automatic Transmission.

Cover more range and make fewer gas station stops with advanced gear architecture. The standard 9-speed transmission provides excellent acceleration with fast, smooth and comfortable gearshifting. The highly efficient fuel consumption, with an estimated 36 hwy mpg\*, is due to the optimized E-shift operation and a 30-lb weight reduction from a comparable 6-speed transmission. Each gear responds quickly during acceleration, with smooth power delivery and transitions between all nine gear ratios. A unique set of four overdrive levels helps gain efficiencies while reducing overall noise, vibration and harshness (NVH). The available Sport Mode supports the option for manual shifting capability to help maximize a dynamic performance experience.




Image courtesy of ZF Friedrichshafen AG

A wide 9.81 gear-ratio spread enhances performance and fuel efficiency

Fully electronically controlled by Rotary E-shift

Unique sport shift schedule with gear hold while driving in paddle-shift mode; fast and firm shift engagement with top-gear disable for improved responsiveness

Gearsets are nested inside the 9-speed automatic transmission for a compact design

**The Efficiently Powered 2.4L Tigershark<sup>®</sup> MultiAir<sup>®</sup> 2 Engine.** Standard on the 200 front-wheel-drive (FWD) models is the fuel-efficient 2.4L Tigershark MultiAir2 four-cylinder engine outputting a peak performance 184 horsepower and 173 lb-ft of torque. The engine is designed for reduced friction to enhance performance and fuel efficiency. Combined with the class-exclusive<sup>1</sup> standard 9-speed automatic transmission, as well as the aero-enhancing design, the Tigershark engine provides a 2016 EPA estimated 23 city/36 hwy mpg\*.

\*Based on 2016 EPA estimates. Actual mileage may vary.

**Best-In-Class<sup>1</sup> Available Horsepower  
Is There When You Need It and  
Always When You Want It**

**3.6L Engine — Best-In-Class<sup>1</sup> Available 295 Horsepower.**

A *Ward's* "Top 10 Engine" selection for three years, the 3.6-liter Pentastar® DOHC V6 engine is available on 200 Limited, 200S and 200C models. It's one of the lightest and quietest of its kind and applies some of the most advanced automotive engine technologies available. The performance of best-in-class<sup>1</sup> 295 horsepower and 262 lb-ft of torque allows 90% of its peak performance value at 1600 to 6400 rpm.



**Rotary E-Shift.**

The segment-exclusive<sup>1</sup> standard Satin Chrome-finished Rotary E-shift located on the integrated center console electronically selects gears. The 200S model, the V6-equipped 200 Limited and 200C with the 3.6L V6 engine come equipped with a Sport Mode, adding the option to manually shift gears with the steering-wheel paddle shifters.

**The Most Advanced Sport Mode in Its Class!**

Select the Sport Mode (S) on the Rotary E-shift dial with a press and turn to take the ride and handling dynamics up a notch. Sophisticated sensors loosen the Electronic Stability Control (ESC)<sup>4</sup> system to allow a little more wheel-spin when aggressive acceleration maneuvers are called for. When in Sport Mode, steering and throttle responses are sharpened and you control the gears with steering-wheel paddle shifters, and the available automatic all-wheel drive (AWD) is 100% connected to deliver power to the front and rear wheels for enhanced sports sedan performance.



AVAILABLE ADVANCED ALL-WHEEL-DRIVE (AWD) SYSTEM



In available Sport Mode, the AWD system can transfer up to 60% of the engine's power to the rear wheels resulting in more spirited, sport-oriented dynamics for better performance on winding roads.



MEETS ALL-WEATHER DRIVING



AWD automatically works to regain traction with changing road conditions.




The AWD system automatically engages when outside temps dip below 37°; when wipers are in use or when ABS or ESC<sup>4</sup> engages due to wheel-slip.

FEEL CONFIDENT WITH THE TRACTION OF YOUR CHRYSLER 200

**Advanced All-Wheel-Drive (AWD) System: Grips As Needed.**

This available advanced AWD system detects wheel-slip and kicks in before you even realize you need it by automatically distributing power between front and rear wheels. The system also engages when the driver turns off the Electronic Stability Control (ESC)<sup>4</sup> system or when the steering-wheel paddle shifters are in use. In cases of inclement weather, AWD utilizes a specifically calibrated mode, tuned to minimize oversteer and maximize traction. In cases where snow, ice, mud, sand and/or gravel are present, it maximizes low-speed traction ideal for loose road surfaces.



**Fuel-Saving Technology or Rear-Axle Disconnect.**

The segment-exclusive<sup>1</sup> rear-axle disconnect gives you the ultimate in performance and traction when you need it, and optimized fuel efficiency when you don't. The automatic rear-axle disconnect feature of the 200's AWD system can completely remove power to the rear wheels when front-wheel-drive (FWD) performance is adequate, such as on dry surfaces, allowing for an increase in fuel efficiency. There is no need to select FWD or AWD, as the intelligent controls ensure that the proper mode is engaged when necessary depending on traction limits of the road surface, and factors such as aggressive starts and dynamic driving.

DESIGNER POV:

**Athletic Architecture Enhances the Dynamics.**

*A rigid structure along with tight fit and finish ensure insulation between the road and cabin, resulting in a reduction in wind noise as well as a solid ride and handling experience. Another significant benefit to the design of the front suspension on the 200 is a flat-bottomed geometry, which allows excellent integration with the vehicle floor pan and actively contributes to improving the aerodynamic performance of the vehicle.*

Designed to Both Repel Air and Ride with the Wind at Once



**Rigorous Wind Tunnel Testing.**

Extensive wind testing contributes to the aero-optimized body design for smooth airflow above, below and under the car. Contributing to the impressive aerodynamic performance, the refined architecture provides ride, handling and performance enhancements inside and out of the 200. Active grille shutters automatically close, redirecting airflow around, rather than into, the vehicle. Aero-enhanced features like low-nesting wipers and aero-shaped mirrors ensure exceptional aerodynamic performance, enhanced visibility and refined exterior appearance.

200C AWD SHOWN IN BRIGHT WHITE

DESIGNER POV:

**Shaped to Function and Flow.**

*The muscular, sculpted hood carries distinctive character lines and flows seamlessly to the upper grille and distinctive Chrysler wing design badge. The hood shingles over the grille to visually close gaps and enable a quality appearance. The upper grille and lower intake carry ribbon-like chrome elements that flow in concert using opposite contours for geometric balance and premium appearance.*



**Standard-Sized or Dual-Pane Panoramic Sunroof.**

Sunshine and expansive overhead views ease the tension of any traffic pattern. In addition to an available standard-sized sunroof, an available dual-pane sunroof provides a glass ceiling for both rows of passengers to enjoy. One-touch power opens, closes and vents the front panel, and a power sunshade covers the tinted glass when closed.

200C SHOWN IN BILLET SILVER METALLIC



200S SHOWN IN BRIGHT WHITE

**200S — Bold Maneuvers.**

For drivers who enjoy using the manual shifting option and opening it up on the open road, the standard Sport Mode on 200S delivers enhanced steering and throttle feedback, stability control, transmission shifts and more aggressive available AWD performance. And for those who enjoy showing off their urban style and sport-performance attributes, this model is right up your alley. Athletic inside, outside and under the hood, the 200S stands apart in the crowd. Unique dark chrome and available Ambassador Blue interior trim coupled with Gloss Black exterior accents and standard 18-inch (19-inch available) alloy wheels amplify this adrenaline-inducing model's presence. The sport suspension, fascia-integrated dual exhaust, sport-sculpted seats, 12-way power driver's seat and leather-wrapped steering wheel with paddle shifters complete the bold details.

**DESIGNER POV:**

**Stacked Deck.**

*From the rear-quarter angle, the sculptural coupe-like appearance becomes most apparent in the silhouette where the roof blends into the rear deck lid, into a ducktail-shaped, integrated rear spoiler. A wheelbase of 108 inches contributes to interior spaciousness and outstanding dynamic agility. The sleek side windows define the upper canopy and are accented by a chrome or black surround that appears to be drawn with an artist's brush as its physique transforms. The horizontally oriented taillamps use LED illumination to provide a uniform appearance, extended at the corners for aero efficiency and visual width. A rear, Satin Black-finished lower diffuser panel holds trapezoidal, chrome-finished exhaust tips on 200S and V6-equipped 200 Limited and 200C models. Like the front fascia, the rear is a seamless expanse that carries its equipment below the taillamps and deck lid line, including side markers positioned behind the rear wheels for an aggressive look.*

2015 Chrysler 200 named "Must Test Drive Vehicle" for 2015, according to AutoTrader.com





## Control Handled

### Hands-on-the-Wheel Manual Shifting.

The two levers with the engraved - and + symbols are the paddle shifters used to manually control the gear selection of the 9-speed transmission. Standard on 200S, as well as 200 Limited and 200C with the available V6 engine, the paddles are utilized in Sport Mode for full performance-driving capabilities.

### Core Steering Wheel.

The available 3-spoke leather-wrapped and heated steering wheel provides ergonomic grip and layout of cruise settings and phone controls along with available Sport Mode paddle shifters. The open top portion invites clear-view access to gauges and the available 7-inch Driver Information Display (DID). An available two-tone premium Nappa leather-wrapped, stitched and real wood, tilt/telescoping-column steering wheel with a distinctive chrome tracer ring brings a luxurious look and feel to the palms of your hands (pictured).

### Heated Steering Wheel.

The available heated steering wheel delivers a 360°-surround, single level of warmth and can be turned on or off using the Uconnect® system's touchscreen display. With the available remote start, the heated steering wheel can be programmed to activate automatically when temperatures outside dip below 40°.

### Steering-Wheel Controls.

Ergonomically located control buttons on the steering wheel provide ease of operation for the available 8.4-inch Uconnect® touchscreen, as well as the audio, voice and speed controls. The cruise settings include the available Adaptive Cruise Control with Stop and Go (ACC+)<sup>5</sup>, which allows you to select one of four distance increments behind other vehicles.



3.5- or 7-inch Driver Information Display (DID)



Easy-to-view LCD and graphics



Settings and vehicle status



Sport Mode activation

**7-Inch Available Customizable Driver Information Display (DID).**

The available driver-interactive full-color display in the instrument panel cluster provides configurable and incredibly crisp graphics, which are seamlessly integrated with cluster analog instruments. The distinctive blue-ambient display allows for a wide range of settings, including audio, speed, compass, temperature, fuel economy, trip, cruise control, trailer braking, vehicle status and engine performance.

**Paddle-Shift Gauge Display.**

When the available paddle shifters are in use, the gauge displays Sport Mode activation with active manual gear shifters. Icon displays include Shift light to indicate selected gear, maximum rpm and a DID message when an unavailable gear is selected.



## A Deeper Dive


*Into World Class Manufacturing at the New 2-million square foot Sterling Heights, Michigan, State-of-the-Art Assembly Plant*

### **The Benchmark for Quality Assembly.**

We believe drivers should know how their car is made and the quality our workers stand behind. With World Class Manufacturing techniques, the plant runs more efficiently, keeping costs down and allowing Chrysler to offer more features on the 200 at a lower price. It also employs the most modern and environmentally responsible waste material and clean-energy operation processes.

### **Gravity Sealing.**

Using a rotating carrier that turns the vehicle upside down, assemblers have better access, accuracy and vision to seal underbody seams. Sealing is further enhanced as gravity takes over and pulls the sealant deeper into the seams. This innovative process adds to the vehicle's water resistance and reduces future corrosion.



### **Best in Wear.**

Seals, powder coats and paints an entire vehicle using state-of-the-art robotic systems. The enhanced clean-room environment provides outstanding paint, clear-coat and consistency applications for durability. It also uses renewable soy-based foam, instead of oil-based, to fill body cavities, saving on weight and cost.

### **Durable and Long-Lasting Tri-Coat Paint.**

Available on 200 Limited, 200S and 200C models, this exterior paint finish utilizes a specialty tri-coat application process. It combines a base coat, independent layer of pearlescent flake or mid-coat and high-gloss clear coat. The result is a three-dimensional color appearance that delivers a deep and lasting shine.



## Take It for a Spin Beneath the Surface





### Pushing the Boundaries.

Using your smartphone and the attached Virtual Reality viewer kit, take a one-of-a-kind interactive experience. "Beneath the Surface" is a 360° video immersion highlighting how the Chrysler 200 is made. The virtual reality experience takes you on a journey inside the 5-million-square-foot assembly plant that builds the Chrysler 200.

### Virtual Reality Factory Tour.

With the user viewing the experience from inside the 200 in real time, the 360° audio-visual tour highlights three aspects of the building process within the plant. The Body Shop, Paint Shop and Metrology Center are the state-of-the-art labs where a team of engineers and skilled tradesmen check and measure every last micron of the car to ensure the vehicle's fit and finish.

DIE





**Your Comfort and Style in Mind.**

With this kind of premium comfort and seating for five, get ready to have company along for the ride. The ergonomically designed seats support contours of the body with coverings offered in cloth, a cloth and leather combination, or available heated leather seating surfaces. The durable S-shaped spring suspension in the seat design provides even weight distribution. Multi-density foam in the lower seat, seatback and bolsters enhances comfort, while stiffer foams in the side bolsters give side-to-side occupant stability. Front seatbacks are also available with a four-way lumbar adjust for custom positioning.

**Heated and Ventilated Seats Make Any Day Better.**

You'll always get the best seat with the available heated and ventilated seats. When heated, the driver and front-passenger seats have two settings and may be ventilated for faster cooling. The feature can also be programmed to come on automatically with available remote start operation. When selected, the driver's heated seat will automatically activate when outside temperatures are below 40°, while cooling ventilation activates when they rise above 80°.

**8.4-inch Touchscreen**

Drive every mile connected without losing focus on the road. The Uconnect® system takes non-distracted driving very seriously, which is why the 200 has such user-friendly conveniences built to keep your eyes on the road. It features the newest technology with available 3G Uconnect Access® services while the available 8.4-inch system is the largest interactive touchscreen in its class!



**Multi-Position Cup Holders.**  
The cup-holder tray can be slid to the half-open position if a single beverage container is in the forward cup-holder position. The tray makes way for additional storage beneath. The two-container cup holder is size-adjustable via rubberized gripping elements to ensure secure stowage of everything from a 12-ounce can to 1.5-liter bottle.

## Designed-In Versatility



The Chrysler 200 is the only mid-size car to be named one of *Ward's 10 Best Interiors* for 2014.

**Class-Exclusive<sup>1</sup> Center-Console Pass-Through Storage Area.**  
The interior design's Rotary E-shift allows the driver to shift operation simply by turning the console-mounted dial. This innovative application, along with the standard Electric Park Brake with SafeHold, eliminates traditional shift lever mechanics, enabling an open center console for unique conveniences and storage opportunities. The storage area is large enough to carry anything from a purse to a tablet-sized device and provides access to media ports, including a USB port, audio jack and power outlet, under the sliding cup holders.



**Built-In Ingenuity.**  
The unique center-console design blends appearance, storage, functionality, ergonomics and connectivity. The host of comfort and convenience features includes a class-exclusive<sup>1</sup> center-console pass-through storage area with connectivity to media ports and an ingenious sliding cup-holder design. The center-console outlets allow connection to compatible devices via a USB port, audio jack and Bluetooth<sup>®</sup> Streaming Audio.



DESIGNER POV:  
**Modern Minimalist Furniture Inspiration.**  
*Real matte-finished, open-pore wood, featuring an exposed-edge finish.*

200C



LINEN AXIS II PERFORATED NAPPA LEATHER INSERT WITH LINEN LEATHER BOLSTERS AND ACCENTS



**Premium Materials and Well-Thought-Out Ergonomics.**  
The classic and minimalist-inspired available interior uniquely blends real open-pore wood accents with bronze-finished bezel work, and delivers one of the most functional, spacious and ergonomic integrated center stack-console designs. A three-dimensional, floating bezel found on the cluster and center stack is repeated on the driver and front-passenger doors and is offered in Matte Black, Ambassador Blue, hydrographic patterns or real matte wood finish.

**Backseat Convenience.**  
The Chrysler 200 boasts a backseat area that includes 60/40 split rear seatbacks with pass-through for flexible trunk storage. With three headrests, wide seat tracks for ample foot space, a fold-down armrest with integrated cup holders and map pockets on front seatbacks, rear passengers will always feel right at home when you share the ride.

200S



AMBASSADOR BLUE AXIS II PERFORATED NAPPA INSERT WITH AMBASSADOR BLUE LEATHER BOLSTERS AND ACCENTS



**S Interior — Every Stitch Makes the Cut.**  
The available performance leather-wrapped S seats in Black with Silver stitching, or available in new Black/Ambassador Blue two-tone leather, signifies the stealthy cool factor the S model stakes as its own. The leather-wrapped steering wheel with paddle shifters and Silver stitching, Piano Black accents, along with a unique "S" overlay graphic treatment to the instrument cluster, brand this model with an attitude.

**DESIGNER POV:**

**A Touch of Luxury.**


*Soft-backed, low-gloss and natural-grain surface options are applied to the instrument panel and door uppers while premium French seam stitching is integrated into the console lid, armrest and seats. The door armrests and center-console armrest are crafted of hand-cut and -sewn soft-touch material for softer feel and comfort at primary touchpoints.*



**Everything Within Reach.**

The wraparound instrument panel puts every control within reach while your arm rests on the console. The command center features a center stack, which carries the radio and display along with HVAC outlets inlaid to an island bezel finished in Semi-Gloss Black.

OPTIONAL BLACK AXIS II PERFORATED NAPPA LEATHER INSERT WITH BLACK LEATHER BOLSTER



#### **Safety Cage and Air Bags<sup>7</sup> — Surrounded in Protection.**

The body frame strategically places advanced high-strength steels where they are most needed. The result is a safety cage with outstanding occupant protection in the event of front, side or rear impacts. The eight standard air bags<sup>7</sup> include front dual-stage air bags<sup>7</sup> with adaptive venting technology, driver and passenger knee air bags<sup>7</sup> as well as front-seat-mounted side-impact air bags<sup>7</sup> which extend over front and rear-seating rows. Advanced multistage low-risk deployment front air bags<sup>7</sup> incorporate adaptive venting technology, which delivers varying levels of deployment based on occupant size and impact severity.

#### **Active Safety Technology.**

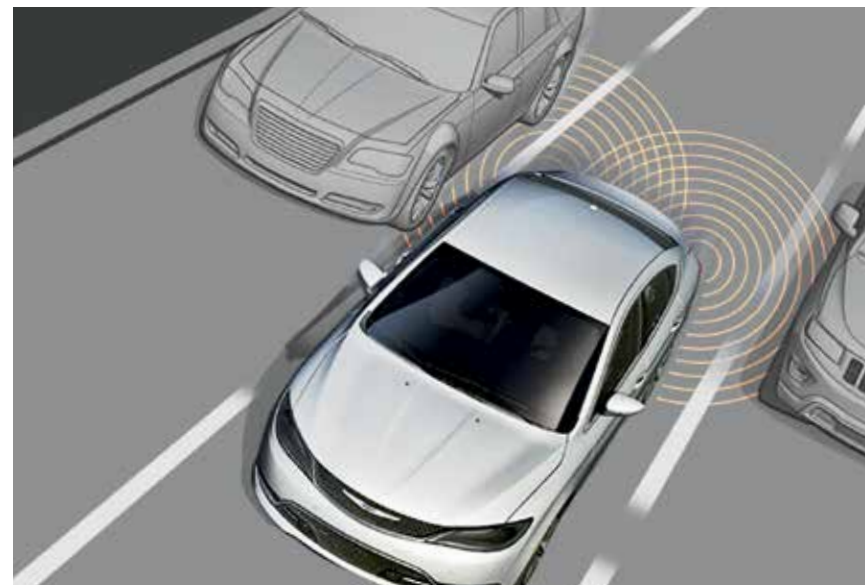
Preventing potential impact, the available active safety technology features of Adaptive Cruise Control (ACC+)<sup>5</sup> with Stop and Go and Full-Speed Forward Collision Warning (FSFCW+)<sup>8</sup> with Active Braking are made possible by a radar sensor in the front lower right of the front fascia. An available rain-sensitive wiper system automatically actuates wiper blades when precipitation is detected on the windshield.

LOOKING OUT FOR YOUR SAFETY AND SECURITY, ESPECIALLY WHEN CONDITIONS MAKE IT DIFFICULT TO LOOK OUT

**Full-Speed Forward Collision Warning (FSFCW+)<sup>8</sup> with Active Braking.** Always in-focus and never blinking. The available FSFCW+<sup>8</sup> with Active Braking will slow the vehicle to prevent a potential impact. Using radar and video sensors, the system detects whether your 200 is approaching another vehicle or large obstacle in its path too rapidly, and will then warn and assist you in avoiding the accident. As the driver, you have the ability to adjust the sensitivity and turn brake support on or off.



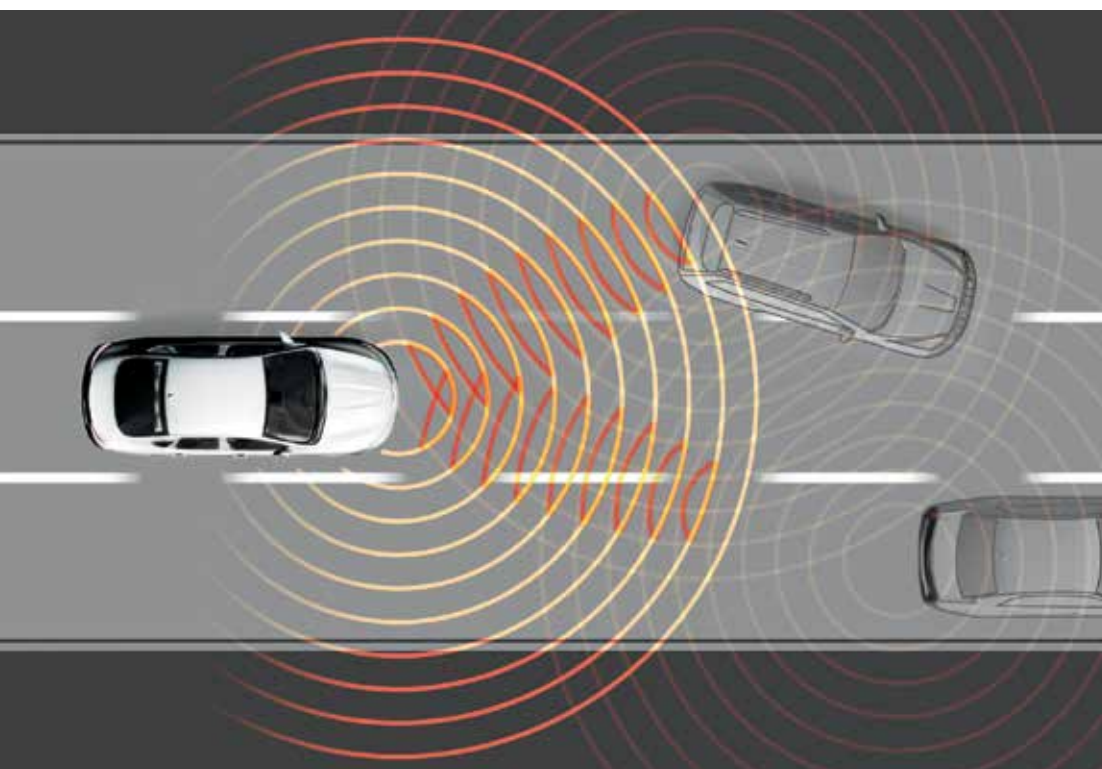
**Blind Spot Monitoring (BSM)<sup>9</sup> – It Sees Where You Can't.** The available BSM<sup>9</sup> continuously monitors rear blind zones on either side of your 200 via radar and, if a vehicle is sensed in the zones, will notify you via a yellow triangle symbol on the outside rearview mirror. Available Rear Cross-Path Detection<sup>10</sup> monitors for vehicles/objects in perpendicular relationships to the vehicle when maneuvering backward in parking lots, and provides feedback to you by audible chimes and/or visual icons.



FCA AUBURN HILLS WIND TUNNEL FAN

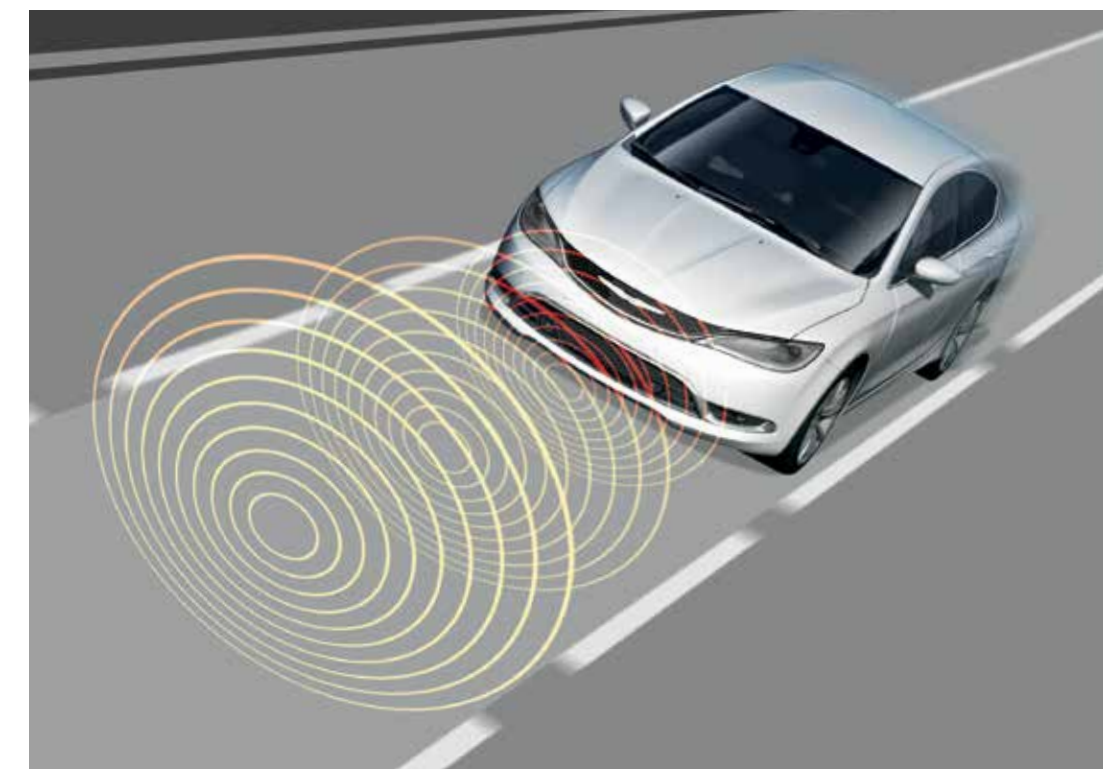


## Active Sensors to Keep You Out of a Jam



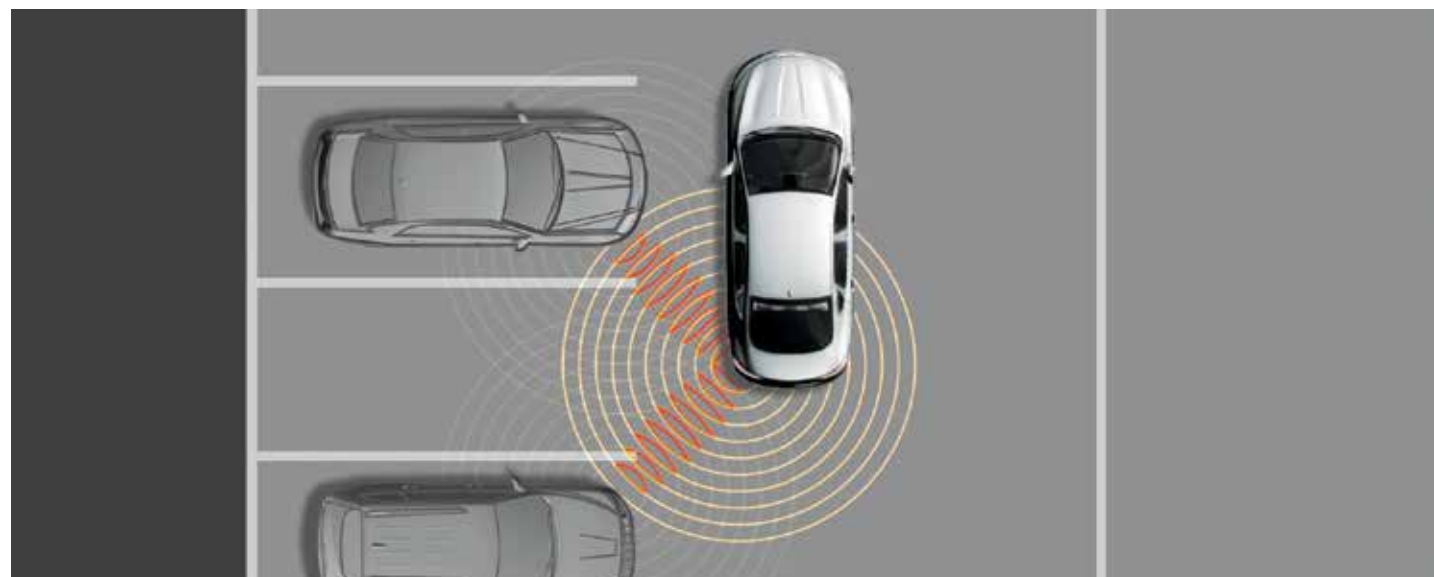
### **Adaptive Cruise Control (ACC+)<sup>5</sup> with Stop and Go.**

Utilizing radar and video sensors, this available feature identifies vehicles driving in front of yours and maintains a safe distance between you, including full stop functionality at speeds between 0 and 100 mph. You can select one of four distances to maintain and once the system brings the vehicle to a full stop, simply press the Resume button or step on the accelerator pedal to proceed driving.



### **LaneSense<sup>®</sup> Lane Departure Warning (LDW+)<sup>11</sup> with Lane Keep Assist.**

With a camera mounted inside the rearview mirror and on the front fascia of the vehicle, the available LDW+<sup>11</sup> can identify the lines on the road. The system determines where your vehicle is positioned between the lines, warning you through the cluster display if you drive onto either line without using a turn indicator. If nothing is done to correct the drift, the system will automatically align the vehicle to its correct lane position.



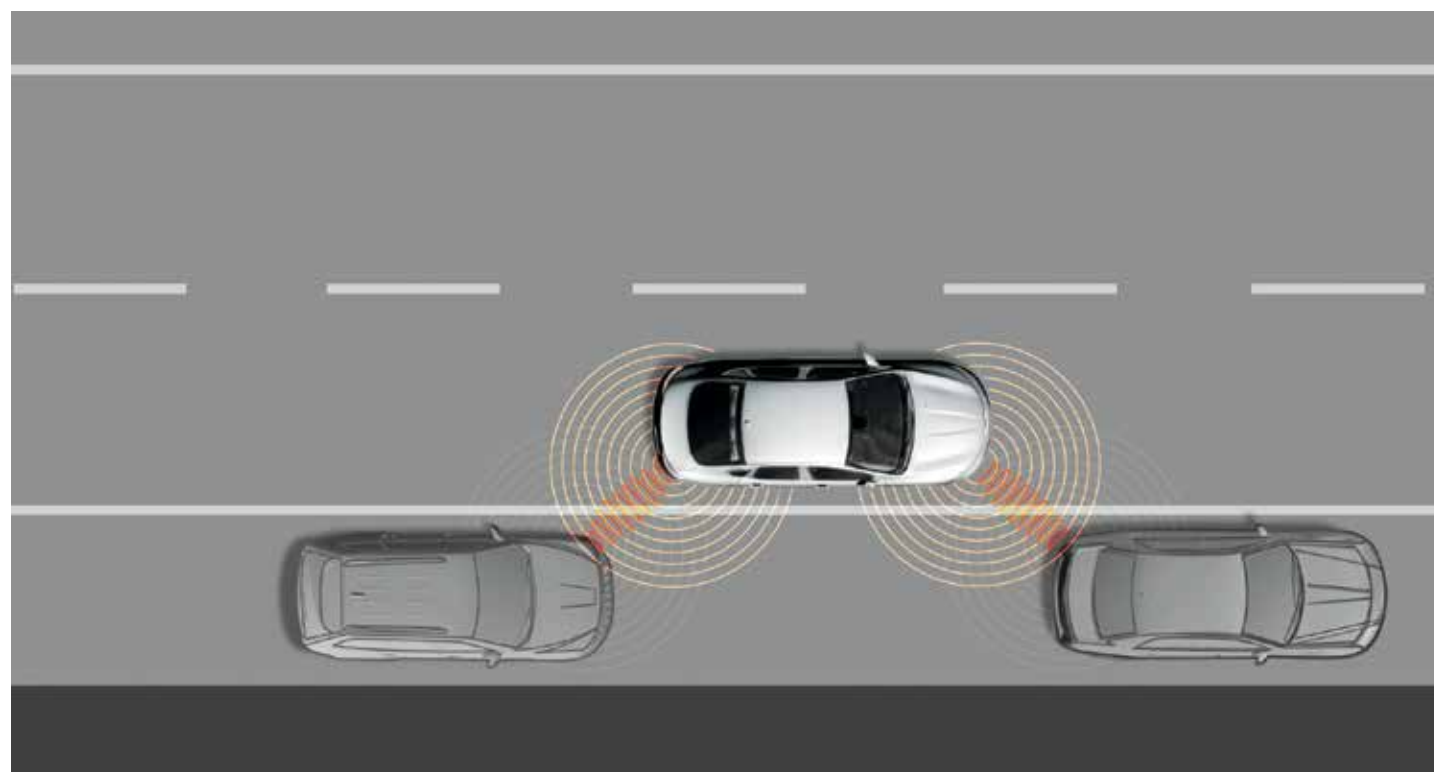
## Built-In Sense of Proximity

### Available Front and Rear Park Assist Spots You in and out of Those Tight Spots.

Tight parking situations don't have to include even minor bumper dings with the aid of an available Front and Rear Park Assist<sup>10</sup> system that uses sensors located at the front and rear of the 200. The integrated sensors send out ultrasonic waves when the vehicle is driven in Forward or Reverse at low speeds. The sensors pick up the echo of a signal when it bounces off an object to determine relative distance. Read-outs located in the cluster display will notify you of front/rear object proximity.

### Available ParkSense<sup>®</sup> Active Parallel and Perpendicular Park Assist<sup>10</sup> with Stop Eases Your Vehicle into Place.

Your luck in nabbing a great parking spot just took a turn for the better. Using ultrasonic parking sensors on the bumper, the available system will find and guide the vehicle into the parking space when you initiate a parking maneuver. The parking guidance system automatically controls the steering angle while you control the gear position, brake and accelerator. Parallel parking is possible on either side of the car. During perpendicular parking, the vehicle is backed into the space and the system notifies you when the maneuver is complete.





## Bring Your Network with You

Remain focused on the road with your hands on the wheel, while you communicate, navigate and stay entertained. Find out more at [DRIVEUCONNECT.COM](http://DRIVEUCONNECT.COM)



### Personalization

**Siri Eyes Free.** Initiate a Siri session to give voice commands<sup>13</sup> to text, play music, dictate and send emails, set reminders, place calls, access directions, post to social media and more.

**Drag and Drop menu bar.** Personalize the dashboard with your top six features and services.

**Do Not Disturb.** Route incoming calls to voicemail and hold texts. Choose to receive a visual prompt of calls and texts and send an automated reply.

### Entertainment

**SiriusXM® All Access<sup>12</sup> Package.** A one-year trial provides over 160 channels. You'll get every channel available on your radio, including all the premium programming and Instant Replay to pause, replay, rewind and fast-forward channels.

**SiriusXM<sup>3</sup> On the App and Online.** Stream SiriusXM<sup>3</sup> beyond your car. Go to [siriusxm.com/getallaccess](http://siriusxm.com/getallaccess) for more information.



### Navigation

**One-Step Navigation.** Available on the Uconnect® 8.4 NAV radio system, this full-feature navigation system includes 3D city and landmark imaging, digital terrain maps, enhanced screen graphics and one-step voice destination entry.

### SiriusXM<sup>3</sup> TRAFFIC

Get detailed information on traffic, accidents, construction, road closures and more.<sup>3</sup>

### SiriusXM<sup>3</sup> TRAVEL LINK

Get the latest weather forecasts, fuel prices, sports scores and movie schedules. The first five years of SiriusXM Travel Link<sup>3</sup> and SiriusXM Traffic<sup>3</sup> services are included.

### Phone

#### Uconnect Phone.

Pairing a Bluetooth® enabled phone with the Uconnect system is as simple as pressing the Phone button on the steering wheel and following the prompts. Then send and receive calls with hands-free<sup>13</sup> phone capability.

#### Via Mobile.

Enjoy your music apps like Pandora® Slacker Radio®, Aha by HARMAN and iHeartRadio® in your vehicle using your Uconnect® touchscreen.

#### Vehicle Health Report.

A monthly report summarizes the performance of your vehicle's key systems and maintenance needs. You will be alerted if an issue is detected that needs your attention. Register for this service via the "Assist" button on your rearview mirror.

### WiFi<sup>14</sup>

#### Uconnect Access<sup>6</sup>

The built-in 3G network connection is available with the 8.4-inch touchscreen. Gain access to remote commands, built-in data, WiFi Hotspot<sup>14</sup> and more. One-year or six-month trial.

#### WiFi Hotspot<sup>14</sup>

Once your vehicle is registered for Uconnect Access<sup>6</sup> you can use the touchscreen to purchase a WiFi Hotspot<sup>14</sup> subscription.

### Controls

#### Remote Door Lock/Unlock/Vehicle Start.

Using the Uconnect Access<sup>6</sup> app, you can lock/unlock or remote start your vehicle from virtually anywhere when your car has data coverage.

#### Remote Horn and Lights.

Wherever you are, you can sound your horn and flash your lights to locate your vehicle using the Uconnect Access<sup>6</sup> app (local data coverage applies).

### Voice Commands<sup>13</sup>

#### Speak Up.

Select radio stations and SiriusXM® channels, navigation destinations, make calls and record voice memos. The system can be trained to recognize your voice and understand English, French and Spanish.

#### Voice Text Reply<sup>15</sup>

Announces and reads incoming text messages. It also allows you to reply with either a free-form text or by selecting any of the 20 pre-defined responses.

#### Climate.

Climate, heated seats, steering-wheel buttons and mirror dimmer can be controlled via the 8.4-inch touchscreen, as well as voice activation.

200 LX



200 LIMITED



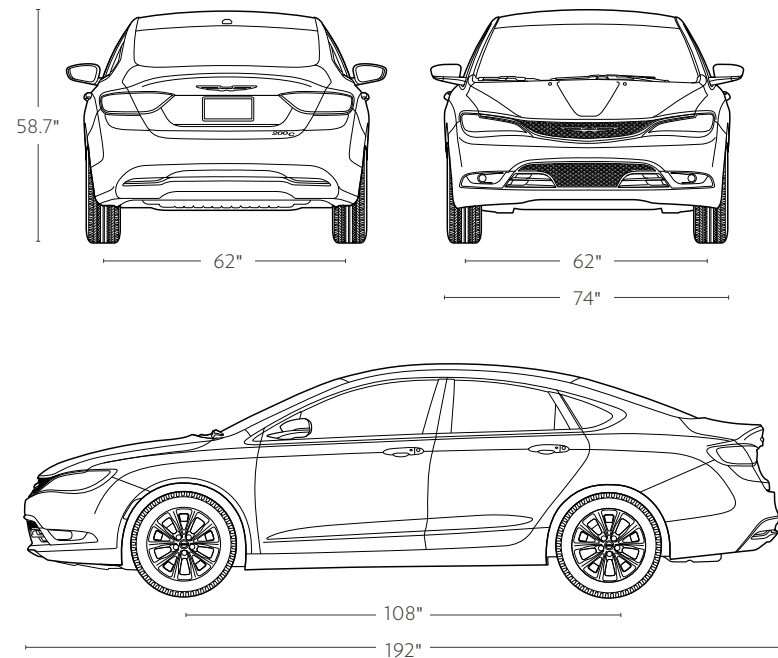
200S (with available AWD)



200C (with available AWD)



200 DIMENSIONS



SELECT STANDARD EQUIPMENT

*powertrain*  
2.4L I-4 (184 hp/173 lb-ft of torque)  
9-speed automatic transmission

*exterior*  
Horizontal lower grille bars  
Active grille shutters  
Underbody aerodynamic panels  
Electronic Stability Control (ESC)<sup>4</sup>/  
Traction Control  
Electric power steering  
Bifunctional halogen projector  
headlamps (automatic)  
1-door and trunk passive entry/  
push-button start  
17-inch wheel cover fully painted Silver  
Body-color door handles and mirrors  
Touring suspension  
Tire service kit  
LED taillamps  
Hidden exhaust

*interior*  
Rotary E-shift  
Unique pass-through center console with  
sliding cup holder  
3.5-inch Electronic Vehicle  
Information Center (EVIC)  
Radio 3.0 with 4 speakers  
Media Center with USB, 12V outlet audio jack  
Electric Park Brake with SafeHold  
8 air bags<sup>7</sup>  
Rear center armrest with storage  
Overhead console with sunglasses holder  
6-way manual driver/passenger seat  
Standard steering wheel  
Cruise and audio steering-wheel controls  
Driver's window with one-touch down  
Interior LED lighting  
Tire pressure monitoring display

*standard on LX*  
17-inch Wheel Cover  
Fully Painted Silver  
(WFL)



SELECT STANDARD EQUIPMENT OVER LX

*powertrain*  
Standard 2.4L I-4 (184 hp/173 lb-ft of torque)  
Optional 3.6L V6 (295 hp/262 lb-ft of torque)  
9-speed automatic transmission

*exterior*  
LED light pipe  
Lower grille with chrome surround  
17-inch cast-aluminum wheel fully painted  
Tech Silver  
Engine cover  
Rear fascia chrome accent  
Compact spare tire

*interior*  
Uconnect<sup>®</sup> 5.0 with 6 speakers  
Driver's/passenger's front window  
with one-touch up/down  
Floor mats  
Compass  
ParkView<sup>®</sup> Rear Back-Up Camera<sup>10</sup>

*standard on Limited*  
17-inch Cast-  
Aluminum Wheel  
Fully Painted  
Tech Silver  
(WGW)



*optional on Limited*  
18-inch Cast-  
Aluminum Wheel  
Fully Painted  
Satin Silver  
(WPB) (shown above)



SELECT STANDARD EQUIPMENT OVER LIMITED

*powertrain*  
Standard 2.4L I-4 (184 hp/173 lb-ft of torque)  
Optional 3.6L V6 (295 hp/262 lb-ft of torque)  
9-speed automatic transmission

*exterior*  
Fog lamps  
Black mesh lower grille  
Gloss Black accents  
Heated mirrors  
18-inch cast-aluminum wheel fully painted  
Satin Carbon  
Dual integrated exhaust  
Sport suspension  
200S badge

*interior*  
Power driver's seat (8-way)  
Sport seating with leather bolsters  
Leather steering wheel with mounted  
paddle shifters  
Dark chrome accents  
Unique blue-painted hydrographic interior trim  
(with select exterior colors)  
Acoustic windshield and door glass  
SiriusXM<sup>®</sup> Satellite Radio<sup>3</sup>

*standard on 200S  
and 200S AWD*  
18-inch Cast-  
Aluminum Wheel  
Fully Painted  
Satin Carbon  
(WPD)



*optional on 200S  
and 200S AWD*  
19-inch Cast-  
Aluminum Wheel  
Fully Painted  
Hyper Black  
(WPX) (shown above)



SELECT STANDARD EQUIPMENT OVER LIMITED

*powertrain*  
Standard 2.4L I-4 (184 hp/173 lb-ft of torque)  
Optional 3.6L V6 (295 hp/262 lb-ft of torque)  
9-speed automatic transmission

*exterior*  
Lower mesh grille with chrome surround  
Exterior mirrors with integrated turn signals  
Chrome door handles  
2-door passive entry  
17-inch cast-aluminum wheel fully painted  
Satin Silver  
18-inch cast-aluminum wheel fully polished  
Satin Clear (AWD)  
200C badge

*interior*  
Remote start  
Heated front seats and steering wheel  
Satin chrome accents  
Customizable 7-inch Driver Information Display  
Dual-Zone ATC with rear-seat HVAC ducts  
Ambient LED interior lighting (footwell, door  
handle, map pocket, pass-through)  
Universal garage door opener  
Illuminated vanity mirrors  
Auto-dimming rearview mirror  
Uconnect 8.4 with 6 speakers

*standard on 200C*  
17-inch Cast-  
Aluminum Wheel  
Fully Painted  
Satin Silver  
(WFL)



*standard on 200C AWD  
and optional on 200C*  
18-inch Cast-  
Aluminum Wheel  
Fully Polished  
Satin Clear  
(WPC)



*optional on 200C  
and 200C AWD*  
19-inch Cast-  
Aluminum Wheel  
with Polished Face  
and Painted Pockets  
(WP9) (shown above)



2016 CHRYSLER 200 STANDARD & OPTIONAL FEATURES	LX	LIMITED	200S	200C	200S AWD	200C AWD
<b>DRIVETRAIN</b>						
2.4L Tigershark® MultiAir®2 DOHC 16V Variable Valve Timing (VVT) I-4	S	S	S	S		
3.6L Pentastar® 24V VVT V6		O	O	O	S	S
9-speed automatic transmission	S	S	S	S	S	S
Front-wheel drive (FWD)	S	S	S	S		
All-wheel drive (AWD)					S	S
<b>INTERIOR FEATURES</b>						
Premium cloth seats	S	S				
Sport cloth seats with leather bolsters			S		S	
Leather-trimmed seats			O	S	O	S
Heated seats (included in Comfort Group)		P	P	S	P	S
Satin interior trim	S	S		S		S
Black chrome interior trim			S		S	
Power windows	S	S	S	S	S	S
Steering-wheel controls	S	S	S	S	S	S
Steering wheel, standard	S	S				
Steering wheel, leather (included in Convenience and Travel and Safety groups, 3.6L V6 engine)		P	S	S	S	S
Steering wheel, heated (included in Comfort Group)			P	S	P	S
Paddle shifter (included with 3.6L V6 engine)		P	S	P	S	S
3.5-inch Electronic Vehicle Information Center (EVIC)	S	S	S		S	
7-inch customizable Driver Information Display (DID) (included with Navigation and Sound Group, Uconnect® 8.4)			P	S	P	S
Outside temperature display	S	S	S	S	S	S
Compass		S	S	S	S	S
Rearview mirror with microphone		S	S	S	S	S
Auto-dimming rearview mirror (included in Comfort Group, Uconnect 8.4, Uconnect 8.4 NAV)		P	P	S	P	S
Illuminated vanity mirror (included in Convenience, Comfort, and Travel and Safety groups)		P	P	S	P	S
6-way manual adjustable driver's seat	S	S				
6-way manual adjustable passenger's seat	S	S				
12-way power adjustable driver's seat (included in Convenience, and Travel and Safety groups)		P	S	S	S	S
6-way power adjustable passenger's seat (included with leather seats)			P	S	P	S
Single-zone Temperature Control	S	S	S		S	
Dual-zone Automatic Temperature Control (ATC) with rear air conditioning ducts (included in Comfort Group)		P	P	S	P	S
8 air bags <sup>7</sup>	S	S	S	S	S	S
Interior LED lighting	S	S	S	S	S	S
Footwell ambient lighting				S		S
Rotary E-shift	S	S	S	S	S	S
Front-center sliding armrest with cup holders	S	S	S	S	S	S
Tire service kit	S					
Compact spare tire		S	S	S	S	S
Rear seat with pass-through	S	S	S	S	S	S
Security alarm	S	S	S	S	S	S
Tire pressure monitoring display	S	S	S	S	S	S
Power electric steering	S	S	S	S	S	S
12-volt power outlets	S	S	S	S	S	S
Remote keyless entry with Keyless Enter™ 'n Go™ push-button start	S	S	S	S	S	S
Remote start		P	P	S	P	S
4 speakers	S					
6 speakers		S	S	S	S	S
10 speakers (packaged with Navigation and Sound Group)			P	P	P	P
Bluetooth® Streaming Audio	O	S	S	S	S	S
SiriusXM® Satellite Radio <sup>5</sup>		P	S	S	S	S
Universal garage door opener				S		S
Radio 3.0 AM/FM	S					
Uconnect 5.0 AM/FM/Bluetooth	O	S	S		S	
Uconnect 8.4 AM/FM/Bluetooth/Voice <sup>15</sup>		O	O	S	O	S
Uconnect 8.4 NAV AM/FM/Bluetooth/Nav/Voice <sup>15</sup> (included in Navigation and Sound Group)			P	P	P	P

S = Standard. O = Optional. P = Package.

2016 CHRYSLER 200 STANDARD & OPTIONAL FEATURES	LX	LIMITED	200S	200C	200S AWD	200C AWD
<b>EXTERIOR FEATURES</b>						
ParkView® Rear Back-Up Camera <sup>10</sup>		S	S	S	S	S
Bifunctional halogen projector headlamps	S					
Bifunctional halogen projector headlamps with light pipe		S	S	S	S	S
Projector fog lamps			S	S	S	S
LED taillamps with incandescent functions	S	S	S	S	S	S
Tinted windshield	S	S	S	S	S	S
Acoustic windshield and front glass			S	S	S	S
Solar-Control glass	S	S	S	S	S	S
Hidden exhaust	S	S		S		
Dual exhaust (included with 3.6L V6 engine)		P	S	P	S	S
Body-color door handles	S	S	S		S	
Bright door handles				S		S
Body-color mirror caps	S	S	S	S	S	S
Power heated mirrors		O	S	S	S	S
Bright chrome accents	S	S		S		S
Gloss Black accents			S		S	
Lower grille with chrome surround		S		S		S
Rear valence with chrome accent		S		S		S
Gloss Black grille surround			S		S	
Single-pane sunroof		O				
Dual-pane sunroof			O	O	O	O
Blind Spot Monitoring (BSM) <sup>9</sup> with Rear Cross-Path Detection <sup>10</sup>		O	O	O	O	O
<b>WHEELS AND WHEEL COVER</b>						
17-inch wheel cover fully painted Silver	S					
17-inch cast-aluminum wheel fully painted Tech Silver		S				
18-inch cast-aluminum wheel fully painted Satin Carbon			S		S	
17-inch cast-aluminum wheel fully painted Satin Silver				S		
18-inch cast-aluminum wheel fully polished Satin Clear				O		S
18-inch cast-aluminum wheel fully painted Satin Silver		O				
19-inch cast-aluminum wheel fully painted Hyper Black			O		O	
19-inch cast-aluminum wheel with polished face and painted pockets				O		O
<b>SELECT PACKAGES</b>						
Anniversary Edition — Includes Chrysler Anniversary front floor mats, unique splash screen, Convenience Group, sunroof and Uconnect® 8.4 radio		O				
Comfort Group Limited Model — Includes air conditioning with Dual-zone Temperature Control, heated front seats, heated steering wheel, humidity sensor, rear air conditioning and heat ducts, auto-dimming rearview mirror and Remote Start System		O				
Comfort Group 200S Model — Includes air conditioning with Dual-zone Temperature Control, heated front seats, humidity sensor, rear air conditioning and heat ducts, auto-dimming rearview mirror and Remote Start System, heated steering wheel and driver and front-passenger illuminated vanity mirrors			O		O	
Convenience Group — Includes one-year trial subscription to SiriusXM® Satellite Radio; <sup>5</sup> body-color power heated mirrors, leather-wrapped steering wheel, power four-way driver lumbar adjust, power eight-way driver seat and sun visors with illuminated vanity mirrors		O				
Premium Group — Includes 115-volt auxiliary power outlet, exterior mirrors with memory, heated two-tone leather-wrapped steering wheel, luxury door trim panel, premium leather-trimmed ventilated seats, radio/driver seat with memory and real wood/bronze chrome interior accents				O		O
Premium Lighting Group — Includes High Intensity Discharge (HID) headlamps with LED daytime running lamps and LED fog lamps			O	O	O	O
Navigation and Sound Group — Includes 506-watt amplifier, 8.4-inch touchscreen display, nine amplified speakers with subwoofer, GPS navigation, HD radio, auto-dimming rearview mirror with microphone, SiriusXM Traffic; <sup>2</sup> SiriusXM Travel Link; <sup>2</sup> Uconnect 8.4 NAV with SiriusXM; <sup>3</sup> Bluetooth® Navigation and Uconnect Access <sup>6</sup> on the 200S model, premium 7-inch DID instrument cluster			O	O	O	O
SafetyTec™ Package — Includes Adaptive Cruise Control with Stop and Go; <sup>2</sup> advanced brake assist, Blind Spot Monitoring <sup>9</sup> and Rear Cross-Path Detection <sup>10</sup> Full-Speed Forward Collision Warning with Active Braking; <sup>3</sup> LaneSense® Lane Departure Warning with Lane Keep Assist; <sup>11</sup> ParkSense® Active Parallel and Perpendicular Park Assist with Stop; <sup>10</sup> rain-sensitive windshield wipers and Automatic High-Beam Headlamp Control				O		O

S = Standard. O = Optional. P = Package.

## Amplify Your Ride



Two six- by nine-inch speakers located in the front doors deliver crystal-clear vocals and detailed soundscapes while providing clean, crisp bass notes to supplement the subwoofer.

Two six- by nine-inch speakers located in the rear doors. High-performance woofer with injection-molded polypropylene diaphragm.

Three 3.5-inch speakers located in the instrument panel. Premium mid-range driver provides a wide, dynamic audio range with low distortion.



Two 3.5-inch speakers located in the C-pillars. Premium mid-range driver provides a wide, dynamic audio range with low distortion for realistic ambiance for front and rear passengers.

An Alpine® 11-channel amplifier located in the front forward portion of the vehicle. The unique system is driven by an extremely sophisticated 506-watt amplifier. It applies Digital Signal Processing (DSP) individually across all channels, as well as selectable Speed-Dependent Volume, enabling a custom audio experience.

An eight-inch subwoofer center-positioned in the rear shelf. The premium subwoofer provides high output with low distortion and covers the lowest octaves when recordings call for ultra-low frequencies that you can feel more than you can hear.

### Alpine 10-Speaker Premium Surround Sound.

Immerse yourself in state-of-the-art sound engineering for a luxury audio experience. Designed in tandem with Alpine Electronics for the all-new 200S and 200C acoustics is an available top-of-the-line 10-speaker amplified sound system. The premium system incorporates 11-channel performance with 506 watts of power, three 3.5-inch speakers located in the instrument panel, two six- by nine-inch speakers located in the front doors, two six- by nine-inch speakers located in the rear doors, two 3.5-inch speakers located in the C-pillars, an eight-inch subwoofer center-positioned in the rear shelf and an Alpine amplifier located in the instrument panel.

### Play DJ Every Day.

A six-speaker sound system, standard on Limited, incorporates high-performance, injection-molded woofers, including two 3.5-inch speakers located in the instrument panel, two six- by nine-inch speakers located in the front doors and two six- by nine-inch speakers located in the rear-shelf area. What it all adds up to is a 276-watt system that makes a fun platform for your favorite DJ — you.

### WARRANTIES.

Chrysler vehicles are covered by an FCA US LLC 3-Year/36,000-Mile Basic Limited Warranty (excludes normal maintenance and wear items), as well as a 5-Year/60,000-Mile Powertrain Limited Warranty that is fully transferable and includes the following 5-Year/100,000-Mile Roadside Assistance Services: Flat Tire, Lockout, Towing, Out of Gas/Fuel Delivery and Battery Jump Assistance. Ask your dealer for details and a copy of these limited warranties.

### AUTOMOBILITY.

The FCA US LLC Automobility Program provides aftermarket reimbursement incentives on adaptive vehicle upfit equipment in order to help provide safe and reliable vehicle modifications to enhance accessibility for all people. For more information, call (800) 255-9877 or visit [chryslerautomobility.com](http://chryslerautomobility.com)

### SIRIUSXM® SATELLITE RADIO<sup>3</sup>

SiriusXM Satellite Radio<sup>3</sup> delivers over 160 channels, including commercial-free music, sports, news, talk, entertainment, traffic and weather. Factory-installed SiriusXM Satellite Radio<sup>3</sup> includes a one-year subscription. For more information, go to [siriusxm.com](http://siriusxm.com)

### MOPAR OWNER CONNECT.

**STAY CONNECTED.** Your Chrysler vehicle ownership gives you the credentials to access extensive vehicle information, service and maintenance records, recall notifications, and special offers through whatever device you prefer — computers, smartphones or tablets! Register your Chrysler vehicle at [owners.chrysler.com](http://owners.chrysler.com) or download the **Chrysler Vehicle Owners app** for free at either the Apple or Google Play stores.



Earn 3 points per \$1 on qualifying purchases made at FCA US LLC dealerships. 2 points per \$1 on qualifying travel purchases and 1 point per \$1 on qualifying purchases everywhere else with the new Chrysler MasterCard®. Points may be redeemed at your local dealership for cash off your new or used vehicle, accessories, parts or service — including your next oil change. Or choose from hundreds of other rewards, including travel, cash back to your account, merchandise or gift cards.<sup>16</sup> For more information or to apply, visit [ChryslerCard.com](http://ChryslerCard.com)

5 YEAR / 60,000 MILE  
POWERTRAIN LIMITED WARRANTY

AUTOMOBILITY  
PROGRAM

SiriusXM  
SATELLITE RADIO

MOPAR  
OWNER  
CONNECT

MOPAR  
VEHICLE  
PROTECTION

Uconnect

(1) Based on the latest available competitive information and the FCA US LLC Standard Mid-size Sedan segment. (2) All-wheel-drive (AWD) system is optional. Based on the latest available competitive information and the FCA US LLC Standard Mid-size Sedan market. (3) SiriusXM subscriptions for audio and data services are sold by SiriusXM to follow your trial subscription. If you decide to continue listening after your trial, the subscription plan you choose will automatically renew thereafter and you will be charged according to your chosen payment method at then-current rates. Fees and taxes apply. To cancel, you must call SiriusXM at 1-866-635-2349. See the SiriusXM Customer Agreement for complete terms and more information at [www.siriusxm.com](http://www.siriusxm.com). All fees and programming subject to change. Your equipment and features for SiriusXM services will vary depending upon the vehicle you select and may be limited in select markets. (4) No system, no matter how sophisticated, can repeal the laws of physics or overcome careless driving actions. Performance is limited by available traction, which snow, ice and other conditions can affect. When the ESC warning lamp flashes, the driver needs to use less throttle and adapt speed and driving behavior to prevailing road conditions. Always drive carefully, consistent with conditions. Always wear your seat belt. (5) This system is a driver convenience system, not a substitute for active driver involvement. The driver must remain aware of traffic conditions and be prepared to use the brakes to avoid collisions. (6) Uconnect Access is available only on equipped vehicles purchased within the contiguous United States plus Alaska. Services can only be used where cellular coverage is available, see coverage map for details. For a complete list of Uconnect Access services, please visit [http://www.driveconnect.com/features/uconnect\\_access/packages/](http://www.driveconnect.com/features/uconnect_access/packages/). Vehicle must be registered for Uconnect Access and fulfill minimum subscription requirement. (7) The Advanced Front Air Bags in this vehicle are certified to the new U.S. Federal regulations for Advanced Air Bags. Children 12 years old and younger should always ride buckled up in a rear seat. Infants in rear-facing child restraints should never ride in the front seat of a vehicle with a passenger front air bag. All occupants should always wear their lap and shoulder belts properly. (8) This system is not intended to avoid collisions on its own, nor can FCW detect every type of potential crash. The driver must remain aware of traffic conditions and prepared to brake and steer to avoid potential collisions at all times. (9) Always check visually for vehicles prior to changing lanes. (10) Always look before proceeding. An electronic drive aid is not a substitute for conscientious driving. Always be aware of your surroundings. (11) This system is a driver convenience system, not a substitute for active driver involvement. The driver must remain aware of traffic conditions and maintain control of the vehicle. (12) SiriusXM audio and data services each require a subscription after the trial included with the new vehicle purchase, sold separately or as a package, by Sirius XM Radio Inc. If you decide to continue service after your trial, the subscription plan you choose will automatically renew thereafter and you will be charged according to your chosen payment method at then-current rates. Fees and taxes apply. To cancel, you must call SiriusXM at 1-866-635-2349. See SiriusXM Customer Agreement for complete terms at [www.siriusxm.com](http://www.siriusxm.com). All fees and programming subject to change. (13) Requires a mobile phone equipped with the Bluetooth Hands-Free Profile. Visit [UconnectPhone.com](http://UconnectPhone.com) for system and device compatibility. (14) WiFi subscription required. Vehicle must be registered with Uconnect Access and fulfill minimum subscription requirements. Vehicle must be properly equipped and in active and usable cellular range for WiFi usage. WiFi Hotspot does not enable direct communication between multiple in-vehicle devices. Factors affecting the performance of WiFi Hotspot include: cellular network, signal strength and quality, time of day, number of channels used by the service provider, type of connection, number of clients using WiFi Hotspot and client device. This feature is not intended for use by the driver while the vehicle is in motion. Always drive safely. (15) Voice Text Reply and Voice Texting features require a compatible mobile device enabled with Bluetooth Message Access Profile (MAP). iPhone and some other smartphones do not currently support Bluetooth MAP. Visit [www.UconnectPhone.com](http://www.UconnectPhone.com) for system and device compatibility. Ensure MAP is ON and incoming message notification is enabled. Vehicle must be registered for Uconnect Access and you must fulfill minimum subscription requirements. Also requires the use of a compatible smartphone that supports text messaging and Bluetooth. Check [UconnectPhone.com](http://UconnectPhone.com) for device compatibility.

©2015 FCA US LLC. All rights reserved. Chrysler, Mopar, the Chrysler wing design, Chrysler 200, Automobility Program, LaneSense, the Mopar Owner Connect design, Mopar Vehicle Protection, ParkSense, ParkView, Pentastar, Tigershark and Uconnect are registered trademarks, and America's Import, Keyless Enter 'n Go and SafetyTec are trademarks of FCA US LLC. MultiAir is a registered trademark of C.R.F. Società Consortile per Azioni, used under license by FCA US LLC.

Alpine and the Alpine logo are registered trademarks of Alpine Electronics, Inc. All rights reserved. Bluetooth is a registered trademark of Bluetooth SIG, Inc. Disney is a registered trademark of The Walt Disney Company. Eames is a registered trademark of Herman Miller, Inc. Facebook is a registered trademark of Facebook, Inc. iHeartRadio is a registered trademark of Clear Channel Broadcasting, Inc. Instagram is a registered trademark of Instagram, Inc. iPad, iPhone, iPod and iTunes are registered trademarks of Apple Inc. Pandora is a registered trademark of Pandora Media, Inc., all rights reserved. Pinterest is a registered trademark of Pinterest, Inc. Sirius, XM and all related marks and logos are trademarks of SiriusXM Radio Inc. Slack is a registered trademark of Slack, Inc. The Twitter name, logo, Twitter T, Tweet and Twitter bird are trademarks of Twitter, Inc. in the United States and other countries. Yelp is a registered trademark of Yelp, Inc. YouTube, Android, Google Play and Google+ are registered trademarks of Google Inc.

This brochure is a publication of FCA US LLC. All product illustrations and specifications are based upon current information at the time of publication approval. FCA US LLC reserves the right to make changes from time to time, without notice or obligation, in prices, specifications, colors, materials and to change or discontinue models, which are considered necessary to the purpose of product improvement or for reasons of design and/or marketing.



Give your 2016 Chrysler 200 a unique and amplified edge with Authentic Chrysler Accessories from Mopar®. You can count on these quality-engineered parts and accessories to keep your Chrysler 200 as stunning as the day you bought it. For true, seamless fit and finish, exact color matches and high-quality materials, it's smart to choose Mopar for lasting style and endurance. In addition, your ownership experience is supported mile after mile with our expert technicians, Mopar Vehicle Protection® plans, Express Lane Service and the online Mopar Owner Connect website (register at owners.chrysler.com).

**The Chrysler Collection.**  
Bring the Chrysler Brand style and distinction to your lifestyle in and out of your vehicle with authentic professional, active, travel and home accessories, as well as apparel for your favorite Chrysler enthusiast. Shop the complete collection at [collection.chrysler.com](http://collection.chrysler.com)


[collection.chrysler.com](http://collection.chrysler.com)

Vehicle is shown with Front Chin Spoiler, Side Sills, 19-Inch Cast Aluminum Polished Gloss Black Wheels and Mopar Center Caps.



**Chrysler 200 Men's Half-Zip Sweater (Item# 1143X)**  
This Chrysler 200 half-zip sweater is a classic look for any occasion. Available in charcoal heather. Specifications: 100% cotton, black contrast stitching, half zip, 2x2 rib cuff, Chrysler 200 logo embroidered in black on left chest. Sizes: S - 3XL.

**Chrysler 200 15-Oz Black Chrome Tumbler (Item# 1144R)**  
Celebrate the Chrysler 200 with this stainless steel tumbler. Available in stainless steel with black grip. Specifications: dual-wall stainless steel construction and foam insulation, twist-action, spill-resistant lid, FDA-compliant materials, anti-slip grip, BPA-free. For warm beverages, hand wash. Chrysler 200 logo centered on one side.



**A. All-Weather Mats.**  
These custom-fit mats feature a Chrome 200 logo badge and deep grooves to help prevent water, snow and mud from doing a number on your vehicle's carpet. Sold as a set of four. Available in Black.

**B. Molded Splash Guards.**  
Molded to the contours of your vehicle for a perfect fit, these guards are designed to help protect your vehicle from damage caused by road spray. Sold in pairs of front or rear splash guards.

**C. Cargo Tray.**  
Fits in the rear cargo area to help protect carpeting. Removes easily for cleaning and features a skid-resistant bottom.

**D. Premium Carpet Floor Mats.**  
These premium Berber floor mats are custom-contoured for a precise fit to your Chrysler 200. Constructed with a superior-gripping, granulated backing to help keep them firmly in place, they feature a Chrome 200 logo badge to complement the interior's strong, premium materials and style. Sold as a set of four. Available in Black.

**Chrysler 200 Cap (Item# 1143V)**  
Celebrate the new Chrysler 200 in this herringbone weave-patterned, casual cap. Available in black. Specifications: six-panel, structured, sewn eyelets, lightweight polyester/spandex fabric, one-size-fits-all, fitted closure, embroidered Chrysler 200 logo on front left of cap.

**Carbon Fiber Rollerball Pen (Item# 105TK)**  
Let your ideas flow effortlessly from pen to paper with the smooth feel of this fine pen. Available in black/silver. Specifications: carbon fiber detail, standard black rollerball ink cartridge, arrives in a one-piece presentation box, laser-etched Chrysler logo on cap.


**Chrysler 200 Men's Polo (Item# 1143W)**  
With its good looks, it's always polo shirt season with this Chrysler 200 polo. Specifications: 100% polyester, moisture-wicking, self-fabric collar, three-button placket, forward shoulder, side panels and vents, open sleeves, Chrysler 200 embroidered in tone-on-tone left chest. Sizes: S - 3XL, available in black.



200 EXTERIOR COLORS



BILLET SILVER METALLIC



BRIGHT WHITE



BLACK



GRANITE CRYSTAL METALLIC



VELVET RED PEARL (NOT AVAILABLE ON 2005 WITH AMBASSADOR BLUE PERFORATED NAPPA LEATHER)



REDLINE RED TRI-COAT PEARL (ONLY AVAILABLE ON 2005. NOT AVAILABLE WITH AMBASSADOR BLUE PERFORATED NAPPA LEATHER.)



VIVID BLUE PEARL (NOT AVAILABLE ON 200 LX)



BLACK FOREST GREEN PEARL (NOT AVAILABLE ON 200 LX)



MAXIMUM STEEL METALLIC (NOT AVAILABLE ON 200 LX)



PHANTOM BLACK TRI-COAT PEARL (NOT AVAILABLE ON 200 LX)

200 LX AND 200 LIMITED




BLACK CLOTH UPTOWN INSERT WITH SEDOSO BOLSTERS




LINEN CLOTH UPTOWN INSERT WITH SEDOSO BOLSTERS

2005



BLACK D-MESH INSERT WITH BLACK LEATHER BOLSTERS AND AMBASSADOR BLUE ACCENTS




AMBASSADOR BLUE AXIS II PERFORATED NAPPA LEATHER INSERT WITH AMBASSADOR BLUE LEATHER BOLSTERS AND ACCENTS (OPTIONAL)



BLACK AXIS II PERFORATED NAPPA LEATHER INSERT WITH BLACK LEATHER BOLSTERS (OPTIONAL)

200C




LINEN NAPPA LEATHER INSERT WITH LINEN LEATHER BOLSTERS AND ACCENTS



BLACK NAPPA LEATHER INSERT WITH BLACK LEATHER BOLSTERS AND ACCENTS

200C



LINEN AXIS II PERFORATED NAPPA LEATHER INSERT WITH LINEN LEATHER BOLSTERS AND ACCENTS (OPTIONAL)



DEEP MOCHA AXIS II PERFORATED NAPPA LEATHER INSERT WITH DEEP MOCHA LEATHER BOLSTERS AND ACCENTS (OPTIONAL)



BLACK AXIS II PERFORATED NAPPA LEATHER INSERT WITH BLACK LEATHER BOLSTERS AND ACCENTS (OPTIONAL)

