

07

Honda

Fit







ET

SCORE!

C





Why be predictable? In a Honda Fit, you make up the rules as you go. It's smart-sized, quick on the draw and up for anything but the usual. Perfect when you're all about finding lots of new ways to go your own way. Work. Play. Make a scene. Because life's too short to follow someone else's rules.



Media City  
ANIMAL HOSPITAL

PET  
ADOPTION  
TODAY

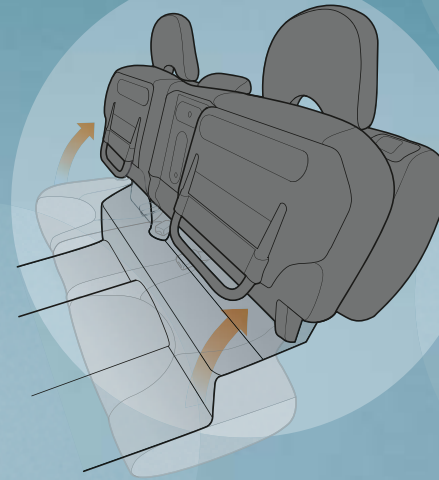




We trust that an ordinary, dutiful citizen like you will use the Fit's 2nd-row Magic Seat® in a responsible manner. To make lots of room for sensible, everyday items. What'll you use your Fit for? Will we be sorry we asked?




Flip up the Magic Seat and get your Fit into **TALL MODE** – giving you over 4 feet of space from floor to ceiling. Perfect for a bike, a small tree or yes, even an unusually large pet.



Honda reminds you to properly secure items in the cargo area.



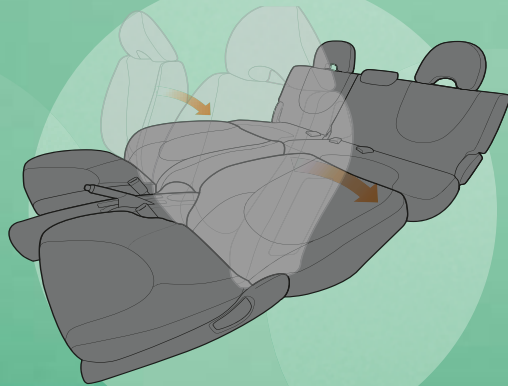









No need to be behind the wheel to steer the day in a new direction. Recline the front seat flat and climb in the back. In **REFRESH MODE**, you can stretch out. Relax. Get a new perspective. Maybe take in a movie.



If you're a social animal, bring the whole zoo along. The Fit has room for five adults—and more than 21 cubic feet of space in the back. So all that human cargo can bring along plenty of their own cargo, too.







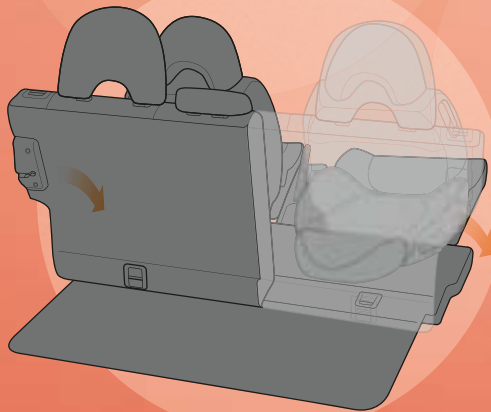








Nothing wrong with a roof rack – but then everybody knows your business. Fold the front passenger seat down, and half the rear seat too, and presto, the Fit is ready when you have longer stuff to stash.



**LONG MODE** is just the ticket for bringing along ridiculously linear objects – up to 7' 10." And there's still room for a rear-seat passenger thanks to the 60/40 split.



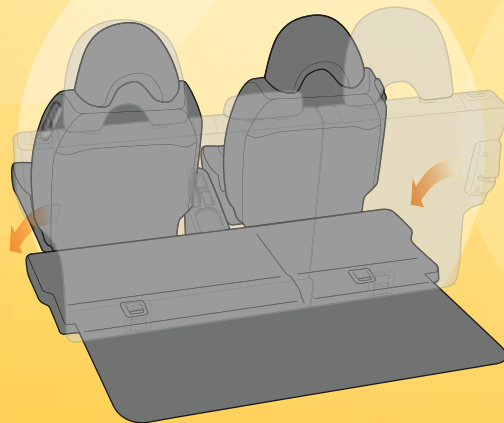
Honda reminds you to properly secure items in the cargo area.







Lay the Magic Seat flat and start stuffing your Fit to the gills. You can load in a few big, bulky boxes or a mind-boggling number of tiny trinkets. In **UTILITY MODE**, the Fit is open to just about any kind of wacky suggestion. Way, way open.



Who needs a delivery truck? The Fit offers more than 41 cubic feet of space – enough to pack in all the ingredients for your living room's extreme makeover. It's easy to load and go, too, thanks to the Fit's low floor height and huge rear hatch.





**DOWNSHIFT**



**UPSHIFT**

# follow your own signs



Roads just look more fun when you have the control granted by the Fit Sport's steering wheel-mounted, F1-inspired paddle shifters—featured with the available 5-speed automatic transmission. And there's also the quick-shifting 5-speed manual for all you clutch-it-yourself types.







The Fit is a Honda, so it's built to serve you like the very important person you are: supportive seats, gauges in clear view and easy-to-use controls at the tips of your fingers. The air conditioning is standard, so you and your passengers always keep your cool.



Sure, the Fit is easy on the bank account, but we still managed lots of little luxuries. Like power windows, mirrors and door locks. Plenty of beverage holders are a no-brainer. And on the Sport model, cruise control will make shorter work of your longer trips.


# audiophiles, bring your audio files

Why have that popular little piece of high-tech goodness if you can't take it with you in your new Fit? No worries with the dealer-installed Honda Music Link accessory adapter, which integrates your iPod® with the Fit's audio system. Enjoy your whole music library on the go, wherever you go. The adapter will even keep your iPod charging while it's connected to the system. So believe it or not, you may run out of road before you run out of tunes.

Apple and iPod are trademarks of Apple Computer, Inc., registered in the U.S. and other countries.



A fantastic voyage in your Fit only gets fantastic-er when you add the right soundtrack. Every Fit comes with a sound system that's loaded with great features, like a powerful 160-watt amplifier and a CD player. Step up to the Fit Sport model, and you get 200 watts, a CD player with text display that's both MP3- and Windows Media™ Audio (WMA)-compatible, a 5-mode equalizer and an auxiliary input jack to connect virtually any audio source.









city

33



38

highway<sup>1</sup>







pull a  
fast one

Zag. Zig. Squirt your way through traffic. The Fit is surprisingly responsive thanks to its high power-to-weight ratio. The 109-hp, 1.5-liter engine has Honda's VTEC® technology, which ups power and torque at any engine speed. The Fit also features a drive-by-wire throttle to control power delivery for quick and smooth acceleration.



The Fit's agility springs from its independent front and torsion-beam rear suspension. You get Electric Power Steering (EPS) for quick turns and front disc brakes for quick stops. The Fit Sport's 15-inch alloy wheels round out the package.





protection

We know it's a jungle out there. So we treat people like the fragile creatures we are. We like to call it **Safety for Everyone**. For Fit owners, that means a whole bunch of advanced safety features—maybe more than you'd expect in such an affordable car. Feast your eyes on how we've fortified the Fit, and you can drive with as much confidence as pure joy.





a padded room  
for the sane

In addition to front and front side airbags, every Honda Fit comes equipped with side curtain airbags, too. They'll deploy in a sufficient side impact to help lessen potential head and neck injuries to front and outboard rear passengers. Making this extra degree of protection standard equipment exemplifies Safety for Everyone.



Front airbags inflate and deflate in a fraction of a second.

The Fit's dual-stage, dual-threshold front airbags\* deploy at one of two rates and thresholds, depending upon the severity of impact and seat-belt use. The front side airbags feature our Occupant Position Detection System (OPDS) to prevent the front passenger's side airbag from deploying if its sensors detect a child or small-statured person in the airbag's path of deployment.

\*Honda reminds you and your passengers to always buckle up. Children 12 and under are safest when properly restrained in the rear seat.





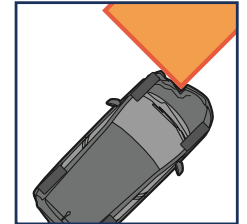
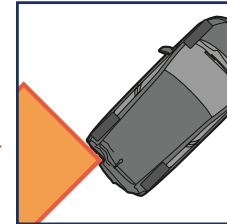
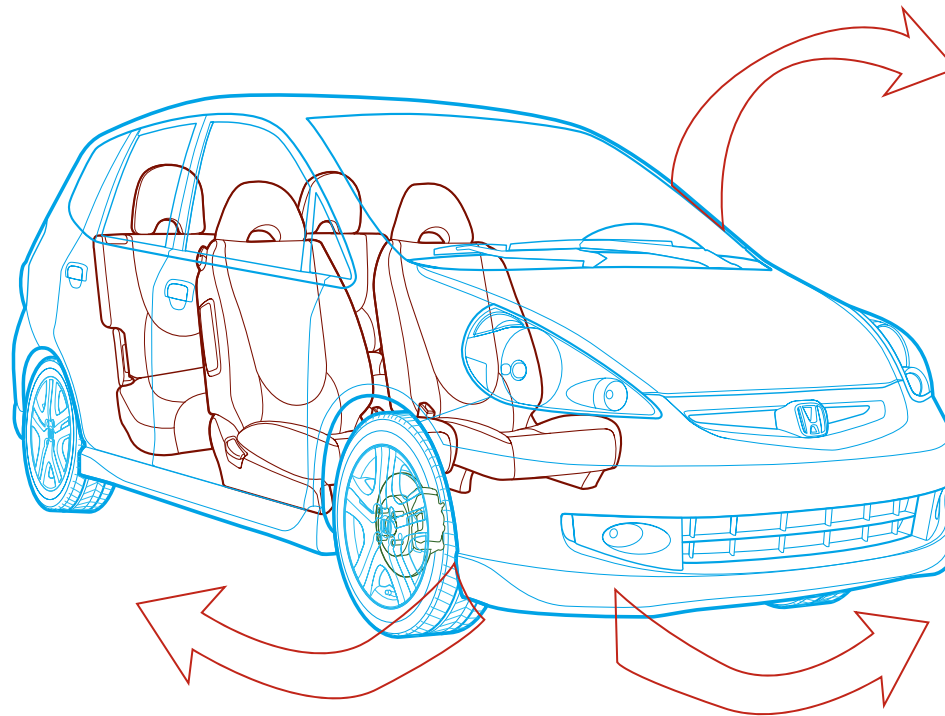
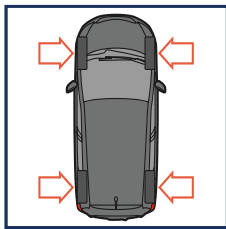
# prepare for driveoff



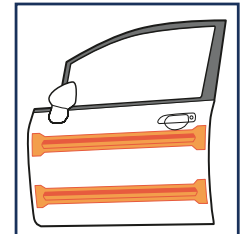
To accompany the protection afforded by an array of 6 airbags, the Fit also features three-point seat belts at all 5 seating positions. The front seat belts' pretensioning system removes belt slack to help hold occupants firmly in a sufficient frontal impact. And the Lower Anchors and Tethers for Children (LATCH) system makes installing and using compatible child seats easy and convenient.




We're so serious about safety, even the anti-lock braking system (ABS) is standard. It helps you maintain steering control during hard stops. Plus, Electronic Brake Distribution (EBD) balances braking forces at each wheel when the car's dynamically loaded.



In some of the world's most sophisticated labs, Honda uses huge teams of crash-test dummies. The result is really smart engineering of the Fit's body. Its front and rear crush zones help to absorb and disperse impact energy in a collision.



The Fit is designed with a rigid safety cell to help protect you in an impact. And side-impact door beams help prevent intrusion of crash forces into the passenger space. While we focus on safety within the Fit, we also look at safety outside it—the design of the Fit's front bumper, fenders, hood and windshield helps enhance pedestrian safety as well.



Safety for Everyone: Through a comprehensive and evolving approach to safety, Honda seeks to provide a high level of occupant and pedestrian protection in our cars and trucks, regardless of size or price, as well as increased crash compatibility with other vehicles.

# mondays rule



At Honda, our passion for our work shows in everything we do. Check out the new Fit, and you know we're all about innovation, quality and concern for the environment. And don't forget fun—the Spoon Sports Fit® is proof of how the Fit's been a tuner favorite in Europe and Japan for years.



We've always been about finding better ways to move people, and you can't innovate if you stand still. So we race, and we learn a lot in the process. We happen to win a lot, too. For 2005, in fact, we took the top four places in the Indy 500. Plus, we work where we play. Today, close to 4 out of 5 Honda vehicles sold in the U.S. are assembled in North America.



The super-efficient Honda FCX is the first fuel-cell vehicle that's certified for commercial use in the U.S. Less down to earth, but no less high-tech, the HondaJet is a fuel-efficient, low-emission aircraft that's exploring uncharted territory in aerospace technology.



\*Specially constructed race car not for sale. For closed-course competition use only.



make  
your  
head  
spin

Blaze Orange Metallic



Milano Red



Vivid Blue Pearl



Nighthawk Black Pearl



It's a dizzying array, but try to focus. First, zero in on a Fit or Fit Sport model. Then just pick a color and interior, and you're on your way.


Taffeta White



Storm Silver Metallic



Lunar Mist Metallic



Beige Seat

Exterior Colors	Interior Colors	
	Fit	Fit Sport
Blaze Orange Metallic		black
Lunar Mist Metallic	beige/black	
Milano Red	beige/black	black
Nighthawk Black Pearl	black	black
Storm Silver Metallic	black	black
Taffeta White	beige/black	beige/black or black
Vivid Blue Pearl	black	black



Black Seat

ENGINEERING	FIT	FIT SPORT
Engine Type	In-Line 4-Cylinder	In-Line 4-Cylinder
Engine Block/Cylinder Head	Aluminum-Alloy	Aluminum-Alloy
Displacement (cc)	1497	1497
Horsepower @ rpm (SAE net, rev 8/04)*	109 @ 5800	109 @ 5800
Torque (lb.-ft. @ rpm)	105 @ 4800	105 @ 4800
Redline (rpm)	6500	6500
Bore and Stroke (mm)	73 x 89.4	73 x 89.4
Compression Ratio	10.4:1	10.4:1
Valve Train	16-Valve SOHC VTEC <sup>†</sup>	16-Valve SOHC VTEC
Multi-Point Fuel Injection	•	•
Drive-by-Wire Throttle System™	•	•
Front-Wheel Drive	•	•
CARB Emissions Rating	LEV-2	LEV-2
Direct Ignition System with Immobilizer	•	•
100,000-Miles-or-More Tune-Up Interval†	•	•

#### TRANSMISSIONS

5-Speed Manual Transmission		
Gear Ratios: 1st: 3.462, 2nd: 1.870, 3rd: 1.321, 4th: 0.970, 5th: 0.757, Reverse: 3.231, Final Drive: 4.290	•	•
5-Speed Automatic Transmission (available)		
Gear Ratios: 1st: 2.996, 2nd: 1.679, 3rd: 1.067, 4th: 0.756, 5th: 0.550, Reverse: 1.957, Final Drive: 4.560	•	•

#### BODY/SUSPENSION/CHASSIS

Unit-Body Construction	•	•
MacPherson Strut Front Suspension	•	•
Torsion-Beam Rear Suspension	•	•
Stabilizer Bar (mm, front)	21.0	21.0
Electric Power-Assisted Rack-and-Pinion Steering (EPS)	•	•
Steering Wheel Turns, Lock-to-Lock	2.41	2.41
Steering Ratio	12.8	12.8
Turning Diameter, Curb-to-Curb (ft.)	34.3	34.4
Power-Assisted Ventilated Front Disc/Rear Drum Brakes (in., front/rear)	10.3/7.9	10.3/7.9
Wheels	14" with Full Covers	15" Alloy
All-Season Tires	P175/65 R14 81S	P195/55 R15 84H
Compact Spare Tire	•	•

#### INTERIOR MEASUREMENTS

Headroom (in., front/rear)	40.6/38.6	40.6/38.6
Legroom (in., front/rear)	41.9/33.7	41.9/33.7
Shoulder Room (in., front/rear)	52.8/50.6	52.8/50.6
Hiproom (in., front/rear)	51.2/51.0	51.2/51.0
Cargo Volume (cu. ft., seat up/down)	21.3/41.9	21.3/41.9
Passenger Volume (cu. ft.)	90.0	90.0
Seating Capacity	5	5

#### SAFETY

	FIT	FIT SPORT
3-Point Seat Belts at All Seating Positions	•	•
Front 3-Point Seat Belts with Automatic Tensioning System	•	•
Adjustable Front Seat Belt Anchors	•	•
Dual-Stage, Dual-Threshold Front Airbags (SRS)	•	•
Front Side Airbags with Passenger-Side Occupant Position Detection System (OPDS)	•	•
Side Curtain Airbags	•	•
Anti-Lock Braking System (ABS)	•	•
Electronic Brake Distribution (EBD)	•	•
Side-Impact Door Beams	•	•
Outboard Lower Anchors and Tethers for Children (LATCH)	•	•
Child-Proof Rear Door Locks	•	•
Immobilizer Theft-Deterrent System	•	•

#### EXTERIOR MEASUREMENTS

Wheelbase (in.)	96.5	96.5
Length (in.)	157.4	157.4
Height (in.)	60.0	60.0
Width (in.)	66.2	66.2
Track (in., front/rear)	57.3/57.1	57.3/57.1
Curb Weight (lbs., MT/AT)	2432/2514	2471/2551
Weight Distribution (% front/rear, MT)	62/38	62/38
Weight Distribution (% front/rear, AT)	63/37	63/37

#### EPA MILEAGE ESTIMATES\*\*/FUEL CAPACITY

5-Speed Manual (City/Highway)	33/38	33/38
5-Speed Automatic (City/Highway)	31/38	31/37
Crankcase (qt.)	4.4	4.4
Coolant System (qt., MT/AT)	5.7/5.6	5.7/5.6
Fuel (gal.)	10.8	10.8
Required Fuel	Regular Unleaded	Regular Unleaded

EXTERIOR FEATURES	FIT	FIT SPORT
Roof-Mounted Antenna	•	•
Security System with Remote Entry	•	•
Body-Colored Folding Power Side Mirrors	•	•
2-Speed/Intermittent Windshield Wipers	•	•
Rear Window Wiper/Washer	•	•
Impact-Absorbing Body-Colored Bumpers	•	•
Fog Lights	•	•
Multi-Reflector Halogen Headlights with Body-Colored Bezels	•	•
Body-Colored Underbody Kit	•	•
Body-Colored Rear Roofline Spoiler	•	•
Tinted Glass	•	•
Body-Colored Door Handles	•	•

#### COMFORT & CONVENIENCE

Air Conditioning with Air-Filtration System	•	•
Power Windows with Auto-Down Driver's Window	•	•
Power Door Locks	•	•
Illuminated Steering Wheel-Mounted Cruise Controls	•	•
Perforated Leather-Wrapped Steering Wheel	•	•
Steering Wheel-Mounted Paddle Shifters	•	5AT only
Adjustable Steering Column	•	•
Beverage Holders, Front (2) and Rear (3)	•	•
Door-Pocket Storage Bins, Front	•	•
Passenger-Side Seatback Pocket	•	•
Headlights-On Reminder	•	•
Driver's Vanity Mirror	•	•
12-Volt Power Outlet	•	•
Cargo Area Tie-Down Anchors (4 total)	•	•
Cargo Area Storage Pocket	•	•
Rear Window Defroster	•	•
Cargo Area Light	•	•

#### SEATING

Reclining Front Seatbacks	•	•
Adjustable Head Restraints	•	•
Fold-Flat-Capable Seating	•	•
60/40 Split 2nd-Row Magic Seat <sup>†</sup>	•	•

#### AUDIO SYSTEMS

160-Watt AM/FM/CD Audio System with 4 Speakers	•	•
200-Watt AM/FM/CD Audio System with 6 Speakers	•	•
5-Mode Equalizer	•	•
MP3/Windows Media™ Audio (WMA) Playback Capability	•	•
MP3/Auxiliary Input Jack	•	•
CD Text Display Capability	•	•
Speed-Sensitive Volume Control (SVC)	•	•

#### INSTRUMENTATION

Maintenance Minder System	•	•
Blue Backlit Gauges	•	•
Tachometer	•	•
Sport-Mode Gear Indicator	•	5AT only
Digital Odometer and Digital Trip Meters (2)	•	•
Door-Open Indicator	•	•
Low-Fuel and Low-Oil Pressure Indicators	•	•
Front Side Airbag-Off Indicator	•	•
Front Passenger Airbag-Off Indicator	•	•

\*Horsepower and torque calculations reflect new SAE J1349 procedures revised August, 2004.

†Does not apply to fluid and filter changes. Exact mileage is determined by actual driving conditions. Please see your owner's manual for more details.

\*\*Based on 2007 EPA mileage estimates. Use for comparison purposes only. Actual mileage may vary.

<sup>1</sup> Based on 2007 EPA mileage estimates. Use for comparison purposes only. Actual mileage may vary. <sup>2</sup> **3-Year/36,000-Mile Limited Warranty. 5-Year/60,000-Mile Limited Powertrain Warranty.** Ordinary maintenance or adjustments, parts subject to normal wear and replacement, and certain items are excluded. See your Honda dealer for terms and conditions of the limited warranties. **Always use seat belts and appropriate child seats. Children 12 and under are safest when properly restrained in the rear seat.** Specifications, features, illustrations and equipment shown in this brochure are based upon the latest available information at the time of printing. Although descriptions are believed to be correct, accuracy cannot be guaranteed. American Honda Motor Co., Inc., reserves the right to make changes at any time, without notice or obligation, in colors, specifications, accessories, materials and models. Some features mentioned herein are not available in all areas. See your Honda dealer for details. Some vehicles may be shown with optional equipment. Available = Optional. All images contained herein are either owned by American Honda Motor Co., Inc., or used under a valid license. It is a violation of federal law to reproduce these images without express written permission from American Honda Motor Co., Inc., or the individual copyright owner of such images. Honda Financial Services is a DBA of American Honda Finance Corporation. Honda, the H-mark symbol, Honda Care, Drive-by-Wire Throttle System and Magic Seat are trademarks of Honda Motor Co., Ltd. ©2006 American Honda Motor Co., Inc..





## added attraction

When you buy a new Fit, you'd better not be shy. People are going to look. "Bring it on," you say? Go talk to your Honda dealer. He'll hook you up with a load of Genuine Honda Accessories, including Honda Factory Performance (HFP) goodies like a sport grill, fog lights for added visibility, 16-inch alloy wheels and an eye-catching sport muffler. It's not a bad idea to protect your Fit's finish with a rear bumper appliqué, or hide your valuables with a cargo cover.



Your dealer's team of trained technicians is at the ready to help keep your Honda in superb shape. All 2007 Honda vehicles—and any Genuine Honda Accessories installed at the time of purchase—are covered by the 3-year/36,000-mile New-Vehicle Limited Warranty.<sup>6</sup>

Plus, Honda cars and trucks are covered by a 5-year/60,000-mile Limited Powertrain Warranty,<sup>2</sup> too. For more information or assistance, see your Honda dealer or please give us a call at 1-800-33-Honda.



Honda Care<sup>®</sup> is a highly affordable, comprehensive vehicle and travel protection plan backed by Honda reliability, service and parts. Please see your dealer for all the details.



Whether you buy or lease a Honda vehicle, Honda Financial Services can assist you with the process. Please ask your dealer which lease or purchase plan best suits your needs.

<sup>1</sup>Based on 2007 EPA mileage estimates. Use for comparison purposes only. Actual mileage may vary. <sup>2</sup>**3-Year/36,000-Mile Limited Warranty, 5-Year/60,000-Mile Limited Powertrain Warranty.** Ordinary maintenance or adjustments, parts subject to normal wear and replacement, and certain items are excluded. See your Honda dealer for terms and conditions of the limited warranties. **Always use seat belts and appropriate child seats. Children 12 and under are safest when properly restrained in the rear seat.** Specifications, features, illustrations and equipment shown in this brochure are based upon the latest available information at the time of printing. Although descriptions are believed to be correct, accuracy cannot be guaranteed. American Honda Motor Co., Inc., reserves the right to make changes at any time, without notice or obligation, in colors, specifications, accessories, materials and models. Some features mentioned herein are not available in all areas. See your Honda dealer for details. Some vehicles may be shown with optional equipment. Available = Optional. All images contained herein are either owned by American Honda Motor Co., Inc., or used under a valid license. It is a violation of federal law to reproduce these images without express written permission from American Honda Motor Co., Inc., or the individual copyright owner of such images. Honda Financial Services is a DBA of American Honda Finance Corporation. Honda, the H-mark symbol, Honda Care, Drive-by-Wire Throttle System and Magic Seat are trademarks of Honda Motor Co., Ltd. ©2006 American Honda Motor Co., Inc.