


CHEVY TRUCKS  LIKE A ROCK

# EXPRESS



# Chevy Express. The Ultimate For Family Travel.

Family vacations are an exciting time. But getting to your destination should be fun, too. Now it can be — with Chevy Express LT, the ultimate family travel vehicle. That's because Express LT has many features designed to keep everyone entertained for hours on end. There's a videocassette player with two LCD video monitors. A video game docking station. A Bose premium sound system with 12 speakers. Removable and interchangeable second- and third-row seats. Available leather seating surfaces. And for those in need of specialized family transportation, Chevy Express can be customized for conversion by an independent upfitter. But no matter which model is right for your family, you'll feel confident knowing Chevy Express is from the family of Chevy Trucks: the most dependable, longest-lasting trucks on the road.\*

\*Dependability based on longevity: 1981–July 2000 full-line light-duty truck company registrations. Excludes other GM divisions.



Throughout this brochure you'll find invitations to learn more about Chevy Express features by visiting [chevy.com/expressbrochure](http://chevy.com/expressbrochure)

Are We There Already?

To take an interactive  
tour of Express LT, visit  
[chevy.com/expressbrochure](http://chevy.com/expressbrochure)

# The Ultimate Family Room.

Keeping the entire family happy during a long trip can be challenging. It's good to know Express LT is equipped with lots of features to make traveling to your next vacation destination enjoyable. Up front, Mom and Dad can listen to a favorite CD or cassette. In the second row, Taylor can watch her favorite movie on the front LCD monitor while Trent can listen to his favorite radio station using the wireless headphones. And the rear monitor can be used for a video game\* — all at the same time. Be prepared. With Express LT, the children just may ask, "Are we there already?"

\*Purchase of additional equipment may be required.



## REAR-SEAT AUDIO AND CLIMATE CONTROLS

Separate rear-seat audio and climate controls are standard, allowing one rear-seat passenger to watch a movie while another can listen to a favorite CD. The rear climate controls allow center-row passengers to adjust the temperature and fan speed for personalized comfort.



## BOSE PREMIUM SOUND SYSTEM

A standard Bose premium sound system includes both CD and cassette players and 12 precisely arranged speakers. The in-dash CD changer (shown above) is also available.

## VIDEOCASSETTE PLAYER

The LT standard videocassette player is located within the front center console for easy access.



The comfort and convenience of Express LT can be seen at [chevy.com/expressbrochure](http://chevy.com/expressbrochure)

## EXPRESS LT SELECT STANDARD INTERIOR FEATURES:

- Six-way power driver and front-passenger seats.
- Interchangeable second- and third-row seats.
- Video docking station.
- Remote Keyless Entry.
- Leather-wrapped steering wheel.
- HomeLink.
- Front and rear air conditioning.
- Convenience Group with power door locks and windows.
- Cruise control and Tilt-Wheel steering column.



## HOMELINK

The HomeLink transmitter lets you combine programming for up to three separate electronically controlled functions, like a garage door opener, into one system.

## DUAL FLIP-DOWN VIDEO MONITORS

Two flip-down video monitors allow second-row passengers to enjoy a movie on the front monitor, while third-row passengers can play a video game on the rear monitor at the same time.



## WIRELESS HEADPHONES

Two pairs of wireless headphones are standard with Express LT, allowing passengers to enjoy a movie without the hassle of tangled wires.

## WIDEST REAR-DOOR CARGO OPENING

Full-vehicle-width rear-panel doors provide the widest rear-door opening in the segment\* for convenient cargo loading and unloading.

\*Based on 2001 model year GM Large Panel Van segment competitive information. Excludes other GM vehicles.



# A Custom Fit.

The thing about families is that they travel in many different ways. Good thing there's Chevy Express. It's engineered so that you can have it customized by an independent upfitter to include the exact features you need for your vacation travels. Chevy Express. It's a great foundation for a great conversion van.

Information about upfitting Chevy Express for conversion can be found at [chevy.com/expressbrochure](http://chevy.com/expressbrochure)



*NOTE: The vehicle shown has been altered or upfitted with equipment or components supplied to Chevrolet by independent suppliers. Chevrolet is not responsible for the safety or quality of design features, materials or workmanship of any alterations by such a supplier. See page 19 for more information about alterations and warranties.*

# Personalized Accommodations.

Chevy Express has the largest interior space available\* for specific luxury and convenience amenities from an independent upfitter. It all starts with the available, factory-installed Converter Package. Combined with the wide rear-door opening and swing-out side doors, Express makes it easy for you and your family to access your belongings. All in all, Chevy Express, with an independent conversion upfit, provides you and your family with customized travel comfort.

## CHEVY EXPRESS OPTIONAL CONVERTER PACKAGE (YF7) SELECT FEATURES:

- Front air conditioning. ■ Power windows and door locks. ■ Cruise control.
- 60/40 rear-side cargo door. ■ Rear-door and rear side-door swing-out windows.
- Tilt-Wheel steering column. ■ AM/FM stereo with CD player.
- 130-amp alternator. ■ Chrome grille with composite halogen headlamps.
- Direct control outside rearview mirrors.

\*Based on 2001 model year GM Large Panel Van segment competitive information. Excludes other GM vehicles.



### < EXPRESS MOBILITY AIDS

For drivers and occupants requiring mobility aids, Chevy Express is an excellent choice. Mobility aids are supplied and installed by independent upfitters. Please see page 19 for more information about the GM Mobility Program and a note regarding alterations and warranties.

### v SELECT CHEVY RV CUTAWAY CHASSIS FEATURES:

- Standard four-wheel ABS. ■ A choice of Vortec or diesel power.
- A choice of three wheelbase lengths – 139", 159" and 177".
- Standard high-back driver and front-passenger bucket seats.
- Standard AM/FM stereo with cassette player.

*Chevy Express RV Cutaway Chassis in Summit White with camper body from an independent supplier and additional options. See page 19 for information about alterations and warranties.*



For a list of available conversion and RV upfitters, visit [chevy.com/expressbrochure](http://chevy.com/expressbrochure)

# It Pulls Its Own Weight And Then Some.

The plans for the fishing trip are in place. Tackle boxes are set, the gear is loaded up and the boat is on the trailer. All that's needed is a vehicle capable of getting your family, the gear and the boat to the cabin. Chevy Express has the strength to get you there with a proven lineup of powerful Vortec engines. Express LT can tow up to 6,000 lbs.\* and comes standard with a Heavy-Duty Trailering Special Equipment Package that includes a weight-distributing hitch platform and seven-pin wiring connector to help make trailer hookup hassle-free. And Express with the available Converter Package provides up to 10,000 lbs. of maximum trailering capacity.\* With Chevy Express, there is no need to travel light.

\*Maximum trailer ratings are calculated assuming a base vehicle, except for any option(s) necessary to achieve the rating, plus driver. The weight of optional equipment, passengers and cargo will reduce the maximum trailer weight your truck can tow. See your Chevy Truck dealer for additional details.

◀ Further trailering and engine information can be found at [chevy.com/expressbrochure](http://chevy.com/expressbrochure)

# It Pulls Its Own Weight And Then Some.

The plans for the fishing trip are in place. Tackle boxes are set, the gear is loaded up and the boat is on the trailer. All that's needed is a vehicle capable of getting your family, the gear and the boat to the cabin. Chevy Express has the strength to get you there with a proven lineup of powerful Vortec engines. Express LT can tow up to 6,000 lbs.\* and comes standard with a Heavy-Duty Trailering Special Equipment Package that includes a weight-distributing hitch platform and seven-pin wiring connector to help make trailer hookup hassle-free. And Express with the available Converter Package provides up to 10,000 lbs. of maximum trailering capacity.\* With Chevy Express, there is no need to travel light.

\*Maximum trailer ratings are calculated assuming a base vehicle, except for any option(s) necessary to achieve the rating, plus driver. The weight of optional equipment, passengers and cargo will reduce the maximum trailer weight your truck can tow. See your Chevy Truck dealer for additional details.

# The Power To Get From Here To Anywhere.

Whether you're trailering the fishing boat to the lake or merging on the freeway, the selection of Vortec gasoline engines in Chevy Express have the right blend of power and dependability. Express LT comes with a standard Vortec 5700 V8 engine, while Express with the available Converter Package offers a wide range of Vortec gasoline engines, including the Big Block 8100 V8. And for those in need of substantial low-end torque, a Turbo-Diesel V8 is also available. Going somewhere? Express has all the power and strength you need.

## Trailering Basics

Easy and safe trailering requires a properly equipped vehicle, additional trailering equipment and an appropriate trailer. It also requires loading both the vehicle and trailer properly, using safe driving techniques, meeting regional legal requirements and following break-in and maintenance schedules. Since you are responsible for making sure you have the appropriate equipment and hitch for your specific trailering situation, consult the Owner's Manual and speak to a trailering expert at your Chevrolet dealership or visit our web site at [chevy.com](http://chevy.com) for more information. To help you better understand the charts, consider these trailering factors:

### TRAILERING FACTORS

#### TORQUE:

Indicates the strength of the engine. Low-end torque reflects how much force is generated to get your vehicle moving.

#### HORSEPOWER:

Indicates how much work the engine does at a certain engine speed. At mid- to high-engine rpm, it's what keeps you moving at highway speeds.

#### AXLE RATIO:

Along with your vehicle's transmission gears, a higher rear axle ratio contributes to how much available torque and horsepower (mechanical leverage) can be applied to the drive wheels for launch and uphill performance. Higher rear axle ratios, however, sacrifice fuel economy when not trailering.

#### BALL HITCH TRAILERING:

There are two types of ball hitches. A weight-carrying hitch consists of a ball and coupler with no means to distribute the hitch weight. It is used primarily for lightweight trailers. Heavier trailers, however, require a weight-distributing hitch which uses spring bars to transfer some of the hitch weight forward onto the tow vehicle's front axle and rearward onto the trailer's axle(s).

#### RGAWR AND GVWR:

Addition of trailer hitch weight cannot cause vehicle weights to exceed Rear Gross Axle Weight Rating (RGAWR) or Gross Vehicle Weight Rating (GVWR). These ratings can be found on the certification label located on the driver door or door frame.

#### GCWR:

The Gross Combination Weight Rating (GCWR) is the total allowable weight of the completely loaded vehicle and trailer including any passengers, cargo, equipment and conversion. A properly equipped tow vehicle and trailer at the maximum GCWR should be able to accelerate and merge with traffic, climb typical interstate grades at highway speeds, handle the combination on most road surfaces and stop adequately within a reasonable distance. The GCWR for your vehicle should not be exceeded.

#### MAXIMUM TRAILER RATING:

This rating is determined by subtracting the tow vehicle's weight (curb weight) from the GCWR. When a base vehicle (curb) weight is used, additional passengers, equipment and cargo weight must be added and will reduce the maximum trailer rating.

### TRAILERING CAUTIONS

If you don't use the correct equipment and drive properly, you can lose control of your vehicle when you pull a trailer. For example, if the trailer is too heavy, your vehicle brakes may be less effective. You and your passengers could be seriously injured. Pull a trailer only after you have taken the following steps.

#### TRAILER BRAKES:

If your trailer weighs more than 1,000 lbs. loaded, then it must have its own adequate brakes. Be sure to read and follow the instructions for the trailer brake controller so that it is installed, adjusted and maintained properly. Follow these rules:

- Don't tap into your vehicle's brake system if the trailer's brake system will use more than 0.02 cu. in. of fluid from your vehicle's master cylinder. If it does, neither braking system will work well. You could even lose your vehicle brakes.
- The trailer brake parts must be able to take 3,000 psi of pressure. If not, the trailer brake system must not be used with your vehicle. If everything checks out thus far, have a qualified individual make the brake fluid tap at the port on the master cylinder that sends fluid to the rear brakes. Don't use copper tubing, because it will bend and ultimately break. Use only double-walled steel brake tubing.

#### HITCHES:

It's important to have the correct hitch equipment. Crosswinds, large trucks going by and rough roads are just a few of the reasons why you'll need the right hitch. Here are rules to follow:

- If you'll be towing a trailer that, when loaded, will weigh more than 4,000 lbs. with Chevy Express, be sure to use a frame-mounted, weight-distributing hitch and sway control of the proper size. This equipment is very important for proper vehicle loading and good handling when you're driving.
- The vehicle owner is responsible for obtaining the hitch ball, a hitch of the proper size, type and capacity, and other appropriate equipment required to safely tow both the trailer and the load that will be towed.
- If you have to make any holes in the body of your vehicle to install a trailer hitch, be sure to seal the holes if you ever remove the hitch. If they're not sealed, dirt, water and deadly carbon monoxide from the exhaust can get into your vehicle.

# Express Power And Trailering Specifications.

POWERTRAIN SPECIFICATIONS AND AVAILABILITY <sup>1</sup>					
ENGINE	VORTEC GASOLINE ENGINES				DIESEL ENGINE
	VORTEC 4300 V6 (RPO L35)	VORTEC 5000 V8 (RPO L30)	VORTEC 5700 V8 (RPO L31)	VORTEC 8100 V8 (RPO L18)	6.5L TURBO-DIESEL V8 <sup>2</sup> (RPO L65)
Displacement (Liters)	4.3	5.0	5.7	8.1	6.5
HP @ RPM	200 @ 4400	220 @ 4600	255 @ 4600	340 @ 4200	195 @ 3400
Torque (lb.-ft.) @ RPM	250 @ 2800	280 @ 2800	330 @ 2800	455 @ 3200	430 @ 1800
TRANSMISSION	4-SPEED AUTOMATIC OVERDRIVE	4-SPEED AUTOMATIC OVERDRIVE	4-SPEED AUTOMATIC OVERDRIVE <sup>3</sup>	4-SPEED AUTOMATIC OVERDRIVE <sup>3</sup>	4-SPEED AUTOMATIC OVERDRIVE <sup>3</sup>
AVAILABILITY					
G1500	S	O	O	-	-
G2500 Regular and Extended Wheelbase	-	-	S	-	O
G3500 Regular and Extended Wheelbase	-	-	S	O <sup>4</sup>	O

S — Standard. O — Optional. <sup>1</sup> For information about Chevy Express Cargo Van models for commercial use and Chevy Express RV and Commercial Cutaway Van models, please see your Chevy Truck dealer.

<sup>2</sup> This diesel engine includes a specific warranty for 5 years or 100,000 miles, whichever comes first. A deductible per repair visit applies after 3 years/36,000 miles. See your Chevy Truck dealer for terms and conditions of this limited warranty. <sup>3</sup> Heavy-duty transmission with GVWRs at or above 8,600 lbs. <sup>4</sup> Requires rear air conditioning (RPO L69).

### MAXIMUM TRAILER RATINGS

Your vehicle may require additional special equipment to tow the maximum trailer weights listed here. The weight-carrying hitch limit for Chevy Express is a 4,000-lb. trailer with 400-lb. tongue weight. A weight-distributing hitch is required with trailer weights more than 4,000 lbs.

ENGINE TRANSMISSION	VORTEC 4300 V6 AUTOMATIC		VORTEC 5000 V8 AUTOMATIC		VORTEC 5700 V8 AUTOMATIC		VORTEC 8100 V8 AUTOMATIC		6.5 LITER TURBO-DIESEL V8 AUTOMATIC	
	MAX. TRAILER WEIGHT (LBS.) <sup>1</sup>	REQUIRED AXLE RATIO	MAX. TRAILER WEIGHT (LBS.) <sup>1</sup>	REQUIRED AXLE RATIO	MAX. TRAILER WEIGHT (LBS.) <sup>1</sup>	REQUIRED AXLE RATIO	MAX. TRAILER WEIGHT (LBS.) <sup>1</sup>	REQUIRED AXLE RATIO	MAX. TRAILER WEIGHT (LBS.) <sup>1</sup>	REQUIRED AXLE RATIO
SERIES										
G1500 Passenger	4200	3.42	5100	3.42	5600	3.42				
G1500 (YF7)	4700	3.42	5600	3.42	6100	3.42				
G2500 Passenger					6000	3.73			8000	3.73
G2500 (YF7)	4500	3.42	5400	3.42	5900	3.42			8600	3.73
G3500 Passenger					5800	3.73	8500	3.73	8000	3.73
G3500 (YF7)	5200	4.10			7300	4.10	10,000	4.10	8000	4.10
					6400	3.73	9100	3.73	8600	3.73
					7900	4.10	10,000	4.10	8600	4.10

### GROSS COMBINATION WEIGHT RATINGS (GCWRs)

ENGINE	AXLE RATIO	GCWR (LBS.)
Vortec 4300 V6	3.42	9500
	3.73	10,000
	4.10	10,500
Vortec 5000 V8	3.42	10,500
Vortec 5700 V8	3.42	11,000
	3.73	12,000
	4.10	13,500
6.5 Liter Turbo-Diesel V8	3.73	14,500
Vortec 8100 V8	4.10	14,500
	3.73	15,000
	4.10	17,000

**NOTE:** Trailer tongue weight should be 10 to 15 percent (up to 1,000 pounds) of total loaded trailer weight. Addition of trailer tongue weight cannot cause vehicle weights to exceed Rear Gross Axle Weight Rating (RGAWR) or Gross Vehicle Weight Rating (GVWR). These ratings can be found on the certification label located on the driver door or door frame. • Base cooling system includes all content required to attain maximum trailer rating. No optional cooling equipment available. • Optional Z82 Heavy-Duty Trailering Equipment Package includes weight-distributing hitch platform and eight-wire trailer wire harness.

**NOTE:** Conversion vans are supplied to Chevrolet dealers by outside manufacturers independent of Chevrolet. Chevrolet is not responsible for the safety or quality of design features, materials or workmanship of any alterations by such a manufacturer. Chevrolet does not warrant these alterations. See page 19 for further information about alterations and warranties.

### EXPRESS LT POWERTRAIN SPECIFICATIONS

ENGINE: VORTEC 5700 V8 (RPO L31)	
— Displacement (Liters)	5.7
— HP @ RPM	255 @ 4600
— Torque (lb.-ft.) @ RPM	330 @ 2800

**TRANSMISSION: 4-SPEED AUTOMATIC OVERDRIVE**  
GVWR<sup>2</sup> (lbs.)

**7100**

### EXPRESS LT MAXIMUM TRAILER RATING

Maximum trailer weight <sup>1</sup> (lbs.)	6000
Required axle ratio	3.73

<sup>1</sup> Maximum trailer weight ratings are calculated based on regular wheelbase models and assume a base vehicle, except for the option(s) necessary to achieve the rating, plus driver. Trailer ratings for extended wheelbase models will be reduced. The weight of any alteration or conversion, as well as any other optional equipment, passengers and cargo will reduce the maximum trailer weight your vehicle can tow. See your Chevy Truck dealer for additional details. <sup>2</sup> Gross Vehicle Weight Rating includes vehicle, passengers, equipment and cargo.



# Helping You Travel Safe and Secure.

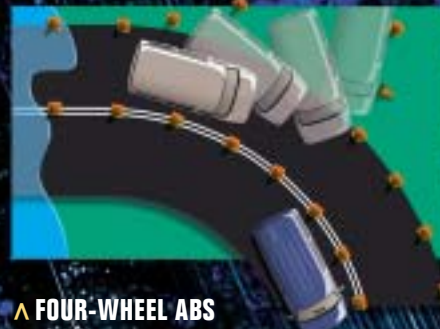
Safe travel for your family is a top priority. You'll feel confident knowing Chevy Express comes with a comprehensive list of safety and security features. Like standard driver and front-passenger air bags\* and four-wheel ABS. So whether you're going to the kids' football game or to the cottage with your closest friends, you'll appreciate the peace of mind Chevy Express gives you while you travel.

## SELECT SAFETY AND SECURITY FEATURES:

- Driver and front-passenger air bags.\* ■ Four-wheel antilock brakes.
- Reinforced side-door beams. ■ Front and rear crush zones. ■ Daytime Running Lamps.
- Adjustable shoulder safety belt guides. ■ Child security door locks (side and rear).
- PASSlock theft-deterrent system. ■ Available Remote Keyless Entry (standard on LT).

### \*A NOTE ON CHILD SAFETY:

Always use safety belts and proper child restraints, even with air bags. Children are safer when properly secured in a rear seat. Never place a rear-facing infant restraint in the front seat of any vehicle equipped with an active air bag. See the vehicle Owner's Manual and child safety seat instructions for more safety information.



### ▲ FOUR-WHEEL ABS

Every Express model features a standard four-wheel antilock brake system (ABS) to help the driver maintain steering control by reducing wheel lockup while braking hard on most slippery surfaces.

Additional safety and security information can be seen by visiting [chevy.com/expressbrochure](http://chevy.com/expressbrochure)

# You Never Travel Alone.

Chevy Trucks are the most dependable, longest-lasting trucks on the road\* — sold and serviced by the largest dealer network in the USA. When you buy a Chevy Truck, you also get a rock-solid, comprehensive owner protection plan that will be there for you from the moment you take delivery. The plan includes:

- New Vehicle Limited Warranty†
- 24-Hour Roadside Assistance
- Courtesy Transportation

It's an owner protection plan you can believe in. Your Chevrolet dealer has all the details.

*\*Dependability based on longevity: 1981–July 2000 full-line light-duty truck company registrations. Excludes other GM divisions. †3 years/36,000 miles (whichever comes first). See your Chevrolet dealer for details.*



### 24-HOUR ROADSIDE ASSISTANCE

Call 1-800-CHEV-USA toll free anytime during the warranty period. Towing and basic technical advice come with the Basic Care package. Courtesy Care provides additional features,\* including locksmith services, flat tire changing, fuel delivery, non-warranty towing and jump starts. Some services will incur costs. Chevrolet reserves the right to modify or discontinue Basic Care and Courtesy Care at any time.

*\*During the term of the New Vehicle Limited Warranty.*



### COURTESY TRANSPORTATION

Ask your participating Chevrolet dealer for Courtesy Transportation if you drop your vehicle off for repairs under the New Vehicle Limited Warranty. Also see if you qualify for expense reimbursement and/or vehicle rental. Services vary at election of participating dealer.



### NEW VEHICLE LIMITED WARRANTY

This warranty is for GM vehicles registered in the USA. See your Chevrolet dealer for terms and conditions. Covered for 3 years/36,000 miles (whichever comes first):

- The complete vehicle
- Tires
- Towing to your nearest Chevrolet dealership
- Cosmetic corrosion resulting from defects
- Repairs made to correct any vehicle defect
- No charge for most warranty repairs

Covered for 6 years/100,000 miles (whichever comes first):

- Rust-through corrosion



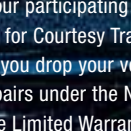
### FROM DAY ONE ...

The vehicle is checklist-ready for you to drive away, and a full orientation awaits you on everything about your new Chevy.



### CHEVROLET CUSTOMER ASSISTANCE CENTER

Call 1-800-222-1020 toll free to talk directly to specialists who can handle any product or service concern you may have.



### FOR MORE INFORMATION

on 2002 Chevrolet car or truck products, call 1-800-950-2438 or visit us at [chevy.com](http://chevy.com)

## ADDITIONAL INFORMATION

**IMPORTANT: A WORD ABOUT THIS BROCHURE.** We have tried to make this brochure comprehensive and factual. We reserve the right, however, to make changes at any time, without notice, in prices, colors, materials, equipment specifications, models and availability. Since information may have been updated since the time of printing, please check with your Chevrolet dealer for complete details. Chevrolet reserves the right to lengthen or shorten the model year for any product for any reason, or to start and end model years at different times.

**SMARTLEASE BY GMAC.** For information about SmartLease, SmartBuy or any of the other quality GMAC financing options, see your Chevy dealer, call 1-800-32-SMART or visit our web site at [www.gmacfs.com](http://www.gmacfs.com)

**THE GM MOBILITY PROGRAM.** Chevrolet recognizes the importance of mobility to everyone's life and, therefore, offers financial assistance to persons with disabilities through the General Motors Mobility Program. This program can provide up to \$1,000 reimbursement toward the cost of aftermarket mobility adaptive equipment for drivers or passengers when installed or reinstalled on any eligible purchased or leased new GM vehicle. For details and free resource information, call 1-800-323-9935 (TTY users: 1-800-833-9935).

**UPDATED SERVICE INFORMATION.** Chevrolet dealers receive useful service bulletins about Chevrolet products. You can purchase them by calling 1-800-551-4123.


**ASSEMBLY.** Chevrolets and their components are assembled or produced by different operating units of General Motors, its subsidiaries or suppliers to GM worldwide. We sometimes find it necessary to produce Chevrolets with different or differently sourced components than originally scheduled. Since some options may be unavailable when your vehicle is assembled, we suggest that you verify that your vehicle includes the equipment you ordered or, if there are changes, that they are acceptable to you.

**ENGINES.** Chevrolets are equipped with engines produced by different operating units of GM, its subsidiaries or suppliers to GM worldwide.

**RUST-THROUGH CORROSION PROTECTION.** Chevrolets are designed and built to resist corrosion. All body sheet-metal panels are warranted against rust-through for 6 years/100,000 miles (whichever comes first). Application of additional rust-inhibiting materials is not required and none is recommended. See your Chevrolet dealer for terms of this limited warranty.

**GM PROTECTION PLAN.** The GM Protection Plan offers mechanical repair protection in addition to that provided by GM's New Vehicle Limited Warranty. Coverage for vehicle maintenance is also available. Ask your dealer about the GM Protection Plan. Coverage available only in the U.S. and Canada.

**AN IMPORTANT NOTE ABOUT ALTERATIONS AND WARRANTIES.** Installations or alterations to the original equipment vehicle (or chassis) as distributed by General Motors are not covered by the General Motors New Vehicle Limited Warranty. The special body company, assembler, equipment installer or upfitter is solely responsible for warranties on the body or equipment and any alterations (or any effect of the alterations) to any of the parts, components, systems or assemblies installed by GM. General Motors is not responsible for the safety or quality of design features, materials or workmanship of any alterations by such a supplier.

**ACCELERATE YOUR COLLEGE SAVINGS**  
 GM — along with many other leading companies — has teamed up with Uprromise, the revolutionary college savings accelerator that can help you save thousands of dollars for college. When you purchase or lease an eligible new Chevrolet, GM will contribute \$150 into your Uprromise college savings account. For complete details on the GM-Uprromise program, please go to <http://upromise.gm.com>. Enrollment is simple and absolutely free. To receive the \$150 GM contribution, you need to be a Uprromise member 30 days before you take delivery of your vehicle.

General Motors, GM, the GM Emblem, Chevrolet, the Chevrolet Emblem, Astro, Blazer, Chevy Express, S-10, Silverado, Suburban, Tahoe, Tracker, TrailBlazer, PASSlock, Solar-Ray, Delco, ETR and 1-800-CHEV-USA are registered trademarks and Chevy, Avalanche and Vortec are trademarks of the General Motors Corporation. TheftLock is a registered trademark of the Delco Electronics Corporation. GMAC, SmartLease and SmartBuy are registered service marks of the General Motors Acceptance Corporation. Bose is a registered trademark of the Bose Corporation. HomeLink is a registered trademark of Johnson Controls, Inc. ©2001 General Motors Corporation. All rights reserved.

Litho in USA.

September 2001

For more information about Chevrolet's participation in the 2002 Olympic Winter Games, visit [chevy.com](http://chevy.com)



# Chevy Express LT Exterior Features and Dimensions

NOTE: Some individually available options listed may be included in, or be ordered only with, specific Preferred Equipment Groups. Some additional ordering restrictions may apply. Please see your salesperson for details.

## EXPRESS LT EXTERIOR FEATURES

Air dam, front	S
Body panels, two-sided galvanized-steel (except roof)	S
Bumpers, front and rear: color-keyed with fascia	S
Daytime Running Lamps (DRL)	S
Doors, with child security lock: — body-side, 60/40 swing-out	S
— rear panel, dual	S
Foglamps	S
Grille: color-keyed	S
Lower body-side cladding and rocker moldings: color-keyed	S
Mirrors: heated, dual power, color-keyed, foldaway	S
Wipers, windshield: with intermittent feature and pulse washers	S

## EXPRESS LT CHASSIS FEATURES

Alternator: 130-amp	S
Battery, heavy-duty: 600cca	S
Brake system, power-assisted: front disc/rear-drum w/4-wheel ABS	S
Cold Climate Package with engine block heater	O
Differential, locking rear	S
Exhaust system, aluminized stainless-steel	S
Fuel tank, approx. capacity: 31-gallon	S
Spare tire with steel wheel, mounted under rear floor: full-size	S
Steering, power	S
Tires: P235/75R-15 all-season, steel-belted radial, blackwall	S
Trailer Special Equipment Package, Heavy-Duty: includes weight-distributing trailering hitch platform and seven-pin trailer wiring connector	S
Wheels: brushed aluminum	S

S — Standard. O — Optional.

NOTE: Please see your Chevy Truck dealer for a complete list of standard and optional features, including tire availability.

## EXPRESS LT DIMENSIONS (IN.)

Load floor length to front seat <sup>1</sup>	127.6
Maximum cargo floor width	70.5
Cargo floor width @ wheelwells	50.8
Width of rear opening	56.9
Height of rear opening	48.9
Floor-to-ceiling height	54.8

<sup>1</sup> Measured at floor.

## EXPRESS LT CARGO VOLUME (CU. FT.)

All second- and third-row seats removed	267.3
---	-------

**THE GM CARD® — What Are You Charging Toward?™**  
The GM Card rewards you 5% on every credit card purchase, making it the fastest way to save toward the GM car or truck of your dreams. For information or to apply for the GM Card, call 1-800-8GM-CARD or visit our web site at [www.gmcard.com](http://www.gmcard.com)



FOREST GREEN METALLIC



LIGHT PEWTER METALLIC



INDIGO BLUE METALLIC



DARK CARMINE RED METALLIC

## EXPRESS LT COLOR AND TRIM

EXTERIOR COLORS	INTERIOR COLOR/SEATING SURFACES	
	NEUTRAL SPECIAL LEATHER	NEUTRAL SPECIAL CLOTH
Forest Green Metallic	■	■
Light Pewter Metallic	■	■
Indigo Blue Metallic	■	■
Dark Carmine Red Metallic	■	■



< BRUSHED-ALUMINUM WHEEL

# Chevy Express Exterior Features

CHEVY EXPRESS	CONVERTER (YF7)		BASE	LS	LS
PREFERRED EQUIPMENT GROUPS (PEG)	TSC	1SD	1SA	1SB	1SC
Standard Body	■	■	■	■	■
Front air conditioning	■	■	■	■	■
Front and rear air conditioning				■	■
130-amp alternator	■	■			
Chrome grille	■	■		■	■
Chrome front and rear bumpers	■	■		■	■
Power door locks and windows				■	■
Tilt-Wheel steering and cruise control	■	■	■	■	■
AM/FM stereo			■	■	■
AM/FM stereo with CD player	■	■			
Rear-door and side-door swing-out windows	■	■			
Solar-Ray deep-tinted glass	■	■			■
Exterior mirrors: electric remote control with defog feature	■	■			■
Illuminated visor mirrors (LH and RH)		■			■
Leather-wrapped steering wheel		■			■
Remote Keyless Entry		■			■
Steel wheels with trim rings and bright center hubcaps					■
Cast-aluminum wheels (G1500 Series only)		■			
Full floor carpeting				■	■
Rear heater				■	■

■ — Included in Preferred Equipment Group.

NOTE: Some individually available options listed may be included in, or be ordered only with, a specific PEG. Please see the PEG chart for content and availability. Some additional ordering restrictions may apply. Please see your salesperson for details.

## EXTERIOR FEATURES

	YF7	BASE	LS
Air dam, front (G1500 Series only)	S	S	S
Body panels, two-sided galvanized-steel (except roof)	S	S	S
Bumpers, front and rear: — chrome, with step pads	S	-	S
— gray, with step pads	-	S	-
Daytime Running Lamps (DRL)	S	S	S
Doors, with child security lock: — body-side, 60/40 swing-out	S	S	S
— rear panel, dual	S	S	S
— sliding side	-	O	O
Grille: — chrome	S	-	S
— gray	-	S	-
Mirrors: — dual direct control, foldaway	S	S	S
— heated, dual power, color-keyed, foldaway	S	O	O
Wheels — Argent-painted steel	S	S	S
Wheels — cast-aluminum (G1500 Series only)	O	-	O
Wipers, windshield: with intermittent feature	S	S	S

## CHASSIS FEATURES

	YF7	BASE	LS
Alternator: — 105-amp	-	S	S
— 130-amp	S	O	O
Battery, heavy-duty: 600cca	S <sup>1</sup>	S <sup>1</sup>	S <sup>1</sup>
Brake system, power-assisted: front disc/rear drum with 4-wheel ABS	S	S	S
Cold Climate Package with engine block heater	O <sup>2</sup>	O <sup>2</sup>	O <sup>2</sup>
Differential, locking rear	O	O	O
Exhaust system, aluminized stainless-steel	S	S	S
Fuel tank, approx. capacity: 31-gallon	S	S	S
Spare tire with steel wheel, mounted under rear floor: full-size	S	S	S
Trailer Special Equipment Package, Heavy-Duty: includes weight-distributing trailering hitch platform and eight-lead trailer wiring harness	O	O	O

S — Standard. O — Optional.

<sup>1</sup> Two batteries @ 600cca each with optional 6.5L Turbo-Diesel V8 engine. <sup>2</sup> Not available with Vortec 4300 V6 engine. NOTE: Please see your Chevy Truck dealer for a complete list of standard and optional features, including tire availability.



SUMMIT WHITE



LIGHT AUTUMNWOOD METALLIC



INDIGO BLUE METALLIC



LIGHT PEWTER METALLIC

## COLOR AND TRIM

EXTERIOR COLORS	INTERIOR COLORS	
	DARK PEWTER	NEUTRAL
Summit White	■	■
Light Autumnwood Metallic	■	■
Indigo Blue Metallic	■	■
Light Pewter Metallic		■
Onyx Black	■	■
Victory Red	■	■
Medium Bronzemist Metallic	■	■
Dark Carmine Red Metallic	■	■
Forest Green Metallic	■	



ONYX BLACK



VICTORY RED



MEDIUM BRONZEMIST METALLIC



DARK CARMINE METALLIC



FOREST GREEN METALLIC



< CAST-ALUMINUM WHEEL  
Optional for G1500 Chevy Express Models. Size: 15" x 6"



< ARGENT-PAINTED STEEL WHEEL  
Includes black center cap. Standard. Sizes: 15" x 6" (G1500, shown) and 16" x 6.5" (G2500 and G3500).

You can build your own Express with Converter Package by visiting [chevy.com/expressbrochure](http://chevy.com/expressbrochure)

# Interior Features and Dimensions

DIMENSIONS	REGULAR WHEELBASE	EXTENDED WHEELBASE
Cargo floor width @ wheelwells <sup>1</sup>	50.8	50.8
Width of rear opening @ floor	56.9	56.9
Width of rear opening @ belt	56.9	56.9
Height of rear opening	48.9	48.9
Floor-to-ceiling height	54.8	54.8

<sup>1</sup> Measured at floor.

## INTERIOR FEATURES

	YF7	BASE	LS
Air bags, driver and front-passenger <sup>1</sup>	S	S	S
Air conditioning: — front	S	S	S
— rear	O	O	S
Convenience Group: power door locks and power windows	S	O	S
Convenience Group: Tilt-Wheel steering column and cruise control	S	O	S
Defogger, rear-window electric	O	O	O
Floor covering: — vinyl	S	S	-
— full-carpet	-	-	S
Glass, Solar-Ray deep-tinted in rear side windows and rear-door windows	S	O	O
Heater, rear	O	O	S
Power driver seat, 6-way	-	-	O
Remote Keyless Entry	O	-	O
Seating: — 8-passenger (G1500 models, requires regular wheelbase on G2500 and G3500 models)	-	S	S
— 12-passenger (all G2500 and G3500 models, not available on G1500 models)	-	S	S
— 15-passenger (G3500 extended wheelbase models only)	-	O	O
Sliding shoulder safety belt guides; driver and right front-passenger	S	S	S

<sup>1</sup> Always use safety belts and proper child restraints, even with air bags. Children are safer when properly secured in a rear seat. See the Owner's Manual for more safety information.

## INSTRUMENT PANEL/CONTROLS

	YF7	BASE	LS
Cup holders, dual: in instrument panel console	S	S	S
Gauges, analog-type: include speedometer, trip odometer, fuel level, voltmeter, coolant temperature and oil pressure	S	S	S
PASSlock theft-deterrent system	S	S	S
Power outlet, auxiliary 12-volt electric, covered	S	S	S
Storage bin: in instrument panel console	S	S	S
Steering wheel, leather-wrapped	O	-	S

## SOUND SYSTEMS

	YF7	BASE	LS
AM/FM stereo	-	S	S
AM/FM stereo with CD player <sup>1</sup>	S	O	O
AM/FM stereo with cassette player	O	O	O
AM/FM stereo, CD and cassette players <sup>1</sup>	O	O	O
AM/FM stereo with 6-disc CD changer <sup>1</sup>	O	O	O

<sup>1</sup> Includes auto tone control, speed-compensated volume, seek-scan, TheftLock and digital clock. NOTE: Please see your Chevy Truck dealer for a complete list of standard and optional features, including tire availability.



# Chevy Express LT Interior Features

## EXPRESS LT INTERIOR FEATURES

Air bags, driver and front-passenger <sup>1</sup>	S
Air conditioning: front and rear	S
Console, interior roof: includes a sunglass holder, HomeLink transmitter and illuminated visor vanity mirrors	S
Convenience Group: power door locks and power windows	S
Convenience Group: Tilt-Wheel steering column and cruise control	S
Defogger, rear-window electric	S
Dual flip-down video monitors with two infrared headphones	S
Glass:	
— Solar-Ray: light-tinted	S
— Solar-Ray: deep-tinted in rear side windows and rear-door windows	S
Heater, rear	S
Lighting: dome lamps at all seating positions	S
Locking system: single two-sided key for ignition and all doors	S
Rear audio controls	S
Rearview mirror with compass and outside temperature displays	S
Remote Keyless Entry	S
Sliding shoulder safety belt guides; driver and right front-passenger	S
Sunshades: color-keyed:	
— with full map strap on LH side	S
— with LH and RH illuminated vanity mirrors	S
Underseat storage compartment	S
VHS videocassette player	S
Video docking station <sup>2</sup>	S

<sup>1</sup> Always use safety belts and proper child restraints, even with air bags. Children are safer when properly secured in a rear seat. See the Owner's Manual for more safety information.

<sup>2</sup> Purchase of additional equipment may be required.

## EXPRESS LT INSTRUMENT PANEL/CONTROLS

Cup holders, dual: in instrument panel console	S
Gauges, analog-type: include speedometer, trip odometer, fuel level, voltmeter, coolant temperature and oil pressure	S
Foglamp switch	S
Heater and defroster: with front side-window defoggers	S
PASSlock theft-deterrent system	S
Power outlets, auxiliary 12-volt electric, covered	S
Storage bin: in instrument panel console	S
Steering wheel, leather-wrapped	S
Transmitter: HomeLink three-channel, programmable	S

## EXPRESS LT SOUND SYSTEMS

AM/FM stereo, CD and cassette players, and 12-speaker Bose premium sound system: includes auto tone control, seek-scan, speed-compensated volume, TheftLock and digital clock	S
Six-disc in-dash CD changer	O

*NOTE: Please see your Chevy Truck dealer for a complete list of standard and optional features, including tire availability.*

## EXPRESS LT SEATING CONFIGURATIONS

Express LT includes standard seven-passenger seating with two removable second-row high-back bucket seats with dual armrests and adjustable head restraints, and a removable third-row bench seat with fold-down center console, dual cup holders and reclining outboard seatbacks. The second- and third-row seating is interchangeable for increased convenience.

You can build your own Chevy Express by visiting [chevy.com/expressbrochure](http://chevy.com/expressbrochure)



### ^ SPECIAL LEATHER SEATING SURFACES

Optional with Express LT. High-back reclining bucket seat in Neutral.

### ^ SPECIAL CLOTH TRIM

Standard with Express LT. High-back reclining bucket seat in Neutral.



^ Express LT seating shown with the high-back bucket seats placed in the second row and bench seat in the third row.

^ Express LT seating shown with the bench seat placed in the second row and high-back bucket seats in the third row.

^ Express LT seating shown with the bench seat placed in the second row, a high-back bucket seat removed and the other placed in the third row.

# CHEVY TRUCKS LIKE A ROCK



**Avalanche**



**Silverado**



**Suburban**



**Tahoe**



**TrailBlazer**



**Tracker**



**Blazer**



**S-10 Pickup**



**Astro**



**Express LT**

▶ FOR ADDITIONAL INFORMATION ABOUT CHEVROLET VEHICLES, VISIT [CHEVY.COM](http://CHEVY.COM)

AMERICA ONLINE KEYWORD: CHEVY

