

GMC

SIERRA

2015

WE ARE PROFESSIONAL GRADE



2015 GMC SIERRA. To engineer our most advanced pickup ever, we've incorporated some incredible technologies. EcoTec3 engines offer abundant power and impressive efficiency. Inside you'll find an unexpectedly quiet cabin. Settle in and the available Safety Alert Driver Seat uses your sense of touch to make you aware of surrounding vehicles. Discover how these and many other innovations make the 2015 Sierra more than just a truck. It's incredible thinking in the form of a truck.



INTERIOR | 2

EXTERIOR | 12

ALL-TERRAIN | 20

PERFORMANCE | 22

SECURITY | 28

SELECTION | 32



SIERRA CREW CAB SLT IN QUICKSILVER METALLIC (left), SIERRA DENALI CREW CAB IN ONYX BLACK (center) and SIERRA DOUBLE CAB SLE IN QUICKSILVER METALLIC (right). Vehicles shown with available equipment.





HEAR HOW QUIET A TRUCK CAN BE.

Sierra is engineered to create a quiet cabin. Your solitude comes from triple door seals, sound-absorbing materials and an inlaid design that fits the doors precisely into the body. Sierra Denali takes attention to detail a step further with a soft-touch instrument panel, burnished aluminum trim, contrasting stitching and even more appointments.

12-WAY POWER FRONT SEATS.

HEATED AND COOLED PREMIUM
LEATHER-TRIMMED FRONT BUCKET
SEATS.

FRONT AND REAR PARK ASSIST.

HEATED LEATHER-WRAPPED STEERING
WHEEL.

A SECOND ROW THAT RIVALS THE FIRST.

Reimagining truck interiors means surrounding you with premium, durable materials in SLT models. It also means that Crew Cabs offer spacious rear leg room, while Double Cabs feature forward-hinged rear doors to make getting into and out of the rear seat easier. You'll also enjoy these SLT features.

REMOTE VEHICLE START.

110-VOLT POWER OUTLET.

10-WAY HEATED, LEATHER-APPOINTED
FRONT SEATS.

POWER-ADJUSTABLE PEDALS.









FROM THE FLIGHT DECK.

Inspired by modern fighter jets, Sierra's ergonomically configured instrument panel places information where it's quickly visible and controls where they're easily under your command. In Sierra Denali, the 8" diagonal color touch-screen with navigation¹ provides immediate data and dynamic response, while an 8" diagonal Customizable Driver Display lets you personalize vital information. Knobs and buttons are large to accommodate gloved hands, while gauges are easy to read and LED back-lit.

**ONSTAR HIGH-SPEED 4G LTE² WI-FI
HOTSPOT (AVAILABLE).**

**BLUETOOTH^{®3} VOICE COMMANDS
(AVAILABLE).**

**DUAL-ZONE AUTOMATIC HVAC
(AVAILABLE).**

INTELLILINK⁴ SYSTEM (AVAILABLE).

¹Map coverage available in the United States, U.S. Virgin Islands, Puerto Rico and Canada. ²Devices must be WPA2 compliant with active OnStar service and data plan. Wi-Fi devices manufactured prior to 2006 may not be compatible. Please consult your device manufacturer for information regarding the WPA2 security protocol and Wi-Fi device compatibility. Vehicle must be started or in accessory mode to access Wi-Fi. Visit onstar.com for details and system limitations. ³Go to gmttotalconnect.com to find out which phones are compatible with the vehicle. ⁴Full functionality requires compatible Bluetooth and smartphone. Some devices require USB connectivity.



WI-FI THAT KEEPS PACE WITH YOU.

Sierra offers the latest technologies to keep you connected, informed and entertained. New for 2015, Sierra can be equipped with available OnStar 4G LTE.¹ Gain fast Internet speeds by adding an available Wi-Fi hotspot to turn Sierra into your luxury high-tech mobile office.

POWER SUPPLY Depending on the model and options you choose, you'll never be far from a convenient power supply: up to six USB ports,² four auxiliary power outlets and a 110-volt outlet keep first- and second-row passengers connected and powered up.

ONSTAR 4G LTE HOTSPOT¹ New available OnStar 4G LTE with built-in Wi-Fi capability (3 months/3 GB, whichever comes first) means a fast Internet connection for Web-enabled devices from up to 50 feet around the truck. It's reliably fast, easy to use and handles up to seven devices.



CUSTOMIZED DRIVER DISPLAY Sierra Denali's reconfigurable gauge cluster allows you to personalize the new 8" diagonal color Driver Information Center (DIC) for optimal viewing. By choosing from a menu of display themes, you're able to control not only what information you see, but how you see it.

PERSONALIZED ENTERTAINMENT AND NAVIGATION Sierra's available 8" diagonal LCD center touch-screen is the perfect display for the available Color Touch Sound System with IntelliLink,³ as well as the available Navigation System.⁴ The screen provides instant information, dynamic response and predictive functionality to help you multitask at the worksite.

SAFETY ALERT TECHNOLOGIES To help avoid trouble, Sierra is the first full-size pickup to offer the available Driver Alert Package, including Forward Collision Alert, Lane Departure Warning and the Safety Alert Driver Seat. These innovations help provide additional sources of information about the driving environment surrounding your Sierra.

REAR VISION CAMERA SYSTEM The center screen also serves as your monitor for the camera, standard on most models. Its dynamic grid lines provide the perfect target when backing up or hitching a trailer.

CENTER PANEL INSTRUMENTATION Access to controls and power sources is centrally located and within easy reach of the driver's seat. This array of switches puts Sierra's important functions at your fingertips.

BOSE® AUDIO SYSTEM The optional Bose system is engineered to give you the realism and presence of a live performance.

¹Devices must be WPA2 compliant with active OnStar service and data plan. Wi-Fi devices manufactured prior to 2006 may not be compatible. Please consult your device manufacturer for information regarding the WPA2 security protocol and Wi-Fi device compatibility. Vehicle must be started or in accessory mode to access Wi-Fi. Visit onstar.com for details and system limitations. ²Not compatible with all devices. ³Full functionality requires compatible Bluetooth and smartphone. Some devices require USB connectivity. ⁴Map coverage available in the United States, U.S. Virgin Islands, Puerto Rico and Canada.

OUR ENGINEERS ARE VERY SUPPORTIVE.

Sierra achieves new levels of support and comfort. The seats are engineered for the long haul, while premium materials like available leather-appointed seating and aluminum trim surround you. Convenient and generous storage options abound so everything is at your fingertips.



SLE SURROUNDINGS Sierra SLE doesn't make you sacrifice comfort, technology or convenience. It features new available OnStar 4G LTE¹ with built-in Wi-Fi capability, 8" diagonal Color Touch IntelliLink² radio (also available with navigation³), Bluetooth⁴, aluminum trim, soft-touch instrument panel, cloth seats and an available center floor console as well as locking under-seat storage.

PREMIUM MATERIALS On most models, the instrument panel provides a premium, soft-touch feel, while aluminum trim and contrasting stitching give the interior an overall contemporary appearance.

LASTING COMFORT SEATS Hard work shouldn't describe the seats. In Sierra, they feature a sculpted design and provide lasting comfort with dual-firmness foam. They retain their shape over time, reducing driver and passenger fatigue.

¹Devices must be WPA2 compliant with active OnStar service and data plan. Wi-Fi devices manufactured prior to 2006 may not be compatible. Please consult your device manufacturer for information regarding the WPA2 security protocol and Wi-Fi device compatibility. Vehicle must be started or in accessory mode to access Wi-Fi. Visit onstar.com for details and system limitations. ²Full functionality requires compatible Bluetooth and smartphone. Some devices require USB connectivity. ³Map coverage available in the United States, U.S. Virgin Islands, Puerto Rico and Canada. ⁴Go to gmtotalconnect.com to find out which phones are compatible with the vehicle. ⁵Not compatible with all devices.



EASY REAR-SEAT ACCESS Enhanced rear-seat comfort and access mean nearly 2" of additional leg room on Crew Cabs. And getting into and out of the second row in the Double Cab is easier, thanks to forward-hinged rear doors.

HEATED AND COOLED FRONT SEATS The ultimate in all-weather comfort, these available seats are appointed in perforated leather.

HEATED STEERING WHEEL Standard on Denali, the leather-wrapped, heated steering wheel adds warmth whenever you demand it.



GENEROUS STORAGE The available center floor console maximizes space with a cavernous storage bin large enough for hanging files, a laptop or mobile devices. Pockets on either side of the console and in the door panels offer "grab and go" convenience to help keep everything within easy reach. There are also twin glove boxes (with a new USB port⁵ in the upper box on select models) to give you and your companions personal storage areas.

POWER FRONT SEATS Get comfortable at the touch of a button with power-adjustable front seats. Driver-seat adjustment is available for 40/20/40 seating with select equipment packages, and power driver and passenger seats are included with all bucket seats on SLE (10-way driver/six-way passenger), SLT (10-way) and Denali (12-way).



CONVENIENT CHARGING An available 110-volt outlet provides first- and second-row passengers with an easily accessible power boost.

POWER-ADJUSTABLE PEDALS To help drivers of varying sizes sit at a comfortable distance from the steering wheel, adjustable pedals are available on SLE and standard on SLT and Denali.

CLIMATE CONTROL Automatic dual-zone climate control with individual settings for the driver and front-seat passenger is standard on SLT and Denali and available on SLE.

THE SUMMIT. CONSIDER IT ACHIEVED.

At GMC, our designers love details as much as our engineers do. Proof of that is most apparent in Sierra Denali, achieving a level of perfection—and attention—that begins with a purposeful premium design where there is no such thing as a small detail. It takes one look at its appointments to realize that Denali is as well designed as it is well engineered.

**EXCLUSIVE 20" CHROME DENALI
STAMPED WHEELS.**

ICONIC DENALI GRILLE.

**CHROME 6" RECTANGULAR ASSIST
STEPS.**

BODY-COLOR BUMPERS.









QUIET INSIDE BEGINS OUT HERE.

Sierra's purposeful design helps reduce wind noise for a quiet cabin while increasing fuel efficiency.¹ A wind-tunnel-crafted appearance means air is used to help rather than hinder—cooling the engine or otherwise flowing smoothly, and quietly, over Sierra's sculpted surfaces. Sierra SLT surrounds its premium cabin with chrome accents, bold wheels and distinctive lighting.

**CHROME MIRROR CAPS, DOOR
HANDLES AND BODYSIDE MOLDINGS.**

**HEATED, POWER-FOLDING OUTSIDE
MIRRORS WITH TURN-SIGNAL
INDICATORS.**

**PROJECTOR-BEAM HEADLAMPS WITH
LED SIGNATURE LIGHTING.**

**20" CHROME ALUMINUM WHEELS
(SHOWN AND AVAILABLE).**

¹EPA-estimated 16 city/23 hwy mpg (2WD), 16 city/22 hwy mpg (4WD) with the 5.3L V-8 engine.



IT CARRIES A LOT OF THOUGHT.

Unlike stamped steel, a roll-formed process is used in Sierra's cargo bed for the same reason it's used in submarine hulls: It allows for a higher-grade steel that's stronger, lighter and more durable. Sierra offers a maximum payload of more than a ton¹ (up to 2270 lbs). And depending on the cab, a 5'8", 6'6" or 8' cargo box is available.

CARGO BOX INNOVATIONS Simple yet all-too-important elements like standard rail protectors at the top of the box improve damage resistance. And to help reduce turbulence, a rear spoiler is integrated into the top of the tailgate.

¹These maximum payload ratings are intended for comparison purposes only. Before you buy a vehicle or use it to haul people or cargo, carefully review the vehicle loading section of the Owner's Manual and check the carrying capacity of your specific vehicle on the label on the inside of the driver's door jamb. ²Cargo and load capacity limited by weight and distribution.



CORNERSTEP REAR BUMPER Integrated into the corners, the bumper steps make it easy to access the cargo box. The deep tread of the step accommodates large boots, and hand assists on the top of the side rails help give you a boost into the bed.

EZ-LIFT AND LOWER TAILGATE Loading the cargo box takes less effort thanks to an available EZ-Lift and Lower Tailgate.



MOVABLE TIE-DOWN HOOKS Four patented, load-bearing upper tie-down hooks are standard. Rated at 250 pounds² each, they can be repositioned in several places around the box depending on the cargo being secured.

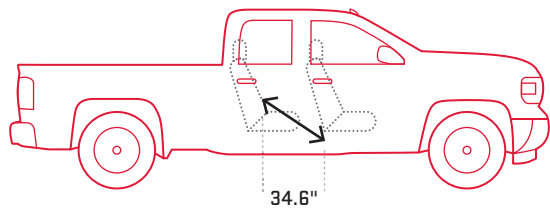
AEROSPATS Air deflectors are located in front of the rear tires to direct air around the wheel openings to help reduce turbulence and drag. The result is a more efficient driving experience.

SPRAY-IN BEDLINER To provide a permanent, nonskid surface, the available (standard on Denali) black liner covers the entire bed below the side rails, including the tailgate, front box top rail and lower tie-down loops.

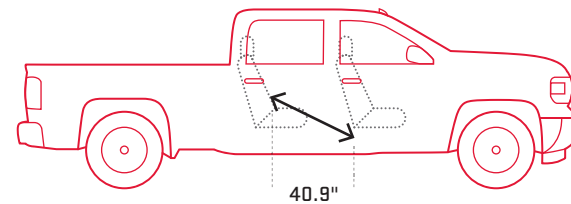
LED UNDER-RAIL LIGHTS Standard on most models, LED lights are conveniently positioned under each cargo box rail to make it easier to load or unload at night, or when the box is enclosed by a tonneau cover.

FOUR DOORS. TWO CHOICES.

Our designers and engineers work well together. So they combined their skills to create two distinct cab options for the 2015 Sierra. Both the Crew and the Double Cabs provide up to six-passenger seating and easy access with the addition of traditional forward-hinged rear doors. This was accomplished without enlarging the cabin or adding extra weight.



DOUBLE CAB The Sierra Double Cab features forward-hinged rear doors to make it easier to get into and out of the rear seats. Once inside, passengers will benefit from 34.6" of leg room. (Double Cab models come with a standard 6' 6" cargo bed.)



CREW CAB The Sierra Crew Cab, with 40.9" of generous rear-seat leg room, makes for comfortable companions. On both models, the doors and the second-row openings are large to accommodate unobstructed entry and exit. (Crew Cab models come with a 5' 8" cargo bed or an available 6' 6" cargo bed.)



ICONIC GRILLE Sierra Denali's commanding presence is immediately signaled by the unique appearance of its chrome three-dimensional grille.

ENGINEERED AIRFLOW To manage and optimize airflow, Sierra's dimensional grille captures a large percentage of air to help cool the engine. Only air necessary for cooling is directed into the engine compartment, while the rest flows smoothly around the truck.

BODY-COLOR BUMPER Along with a chrome lower fascia, Denali's body-color front bumper gives Sierra an unmistakable style.

STYLING WITH A PURPOSE Sierra was crafted with the purpose of commanding plenty of attention. This is accomplished with strong, muscular lines and distinctive curves. Even the way the wheel arch moldings are tightly integrated into the fenders helps protect the finish against chipping from stones and debris.



EXCLUSIVE 20" CHROME WHEELS There's no mistaking these available 10-spoke 20" aluminum wheels. Denali is tastefully stamped into the rims.

SIGNATURE LIGHTING In a GMC pickup first, Sierra features projector-beam headlamps fully integrated into the grille surround. The headlamps create a bold, distinctive appearance, further enhanced with available LED signature lighting (standard on All-Terrain, SLT and Denali).



SIERRA ALL-TERRAIN: TRUE TO ITS NAME.

Keep going long after the pavement ends. Sierra with 4WD and its available All-Terrain Package sees paved roads as a suggestion because it's engineered to conquer challenging terrain. Inside, no matter how rugged the going gets, it's durable, comfortable and supportive.

**EXCLUSIVE ALL-TERRAIN CABIN DESIGN**

This distinctive interior provides a supportive environment as well as carbon-fiber-inspired accents, unique All-Terrain leather-appointed seating with French seam contrasting red stitching (SLT only), special dark aluminum IP material, Bose premium audio system (SLT only) and other All-Terrain appointments.

Z71 OFF-ROAD SUSPENSION Featuring monotube Rancho® shocks, the legendary Z71 suspension allows you to go beyond mere sightseeing to truly explore the great outdoors.

AUTOTRAC 4WD TRANSFER CASE This 4WD system is ideal when traction conditions are variable. When driving in AUTO, the front axle is engaged and power is sent to the front and rear wheels automatically based on the driving situation.

HIGH-CAPACITY AIR CLEANER With off-road adventures come all sorts of dirt or debris attempting to invade the engine. The cleaner is engineered with a larger filter area that requires changing less often.

BODY-COLOR GRILLE AND BUMPERS To match the serious off-roading you'll be doing as well as the body color, All-Terrain features a grille and bumpers to match. Its rugged appearance sets this Sierra apart from the rest.

UNDERBODY SHIELD PROTECTION Venturing off-pavement means encountering just about anything. This shield helps protect vital components under the truck.

ALL-TERRAIN WHEELS Available ultra-bright machined-aluminum wheels with painted accents are shown at left.

POWERFUL IN THE MOST EFFICIENT WAY.

The Sierra EcoTec3 engines—4.3L V-6, 5.3L V-8 and 6.2L V-8—feature Direct Injection (DI), Active Fuel Management (AFM) and continuously Variable Valve Timing (VVT) to deliver power when it's needed and fuel efficiency¹ when it isn't. No other competitive pickup offers all of these technologies standard in its engines. In fact, the available 5.3L V-8 generates both 355 hp and 23 mpg hwy.¹ The available 6.2L V-8 will be paired with the new Hydra-Matic 8-speed automatic transmission on SLT and Denali models.

DI: PRODUCES PRECISE FUEL DISTRIBUTION AND FAST, EFFICIENT COMBUSTION.

PISTON COOLING: SPRAYS OIL UNDER PISTONS AND ON CYLINDER WALLS TO MAXIMIZE POWER AND DURABILITY.


AFM: SENSES LOAD AND DEMAND TO ACTIVATE OR DEACTIVATE CYLINDERS FOR OPTIMUM FUEL EFFICIENCY.¹

VVT: RESPONSIVE IN LOW-SPEED AND OPEN-ROAD PASSING OR TRAILERING.



¹EPA-estimated mpg for 4.3L EcoTec3 engine: 18 city/24 hwy (2WD), 17 city/22 hwy (4WD); 5.3L EcoTec3 engine: 16 city/23 hwy (2WD), 16 city/22 hwy (4WD); 6.2L EcoTec3 engine: 15 city/21 hwy (2WD), 15 city/21 hwy (4WD).





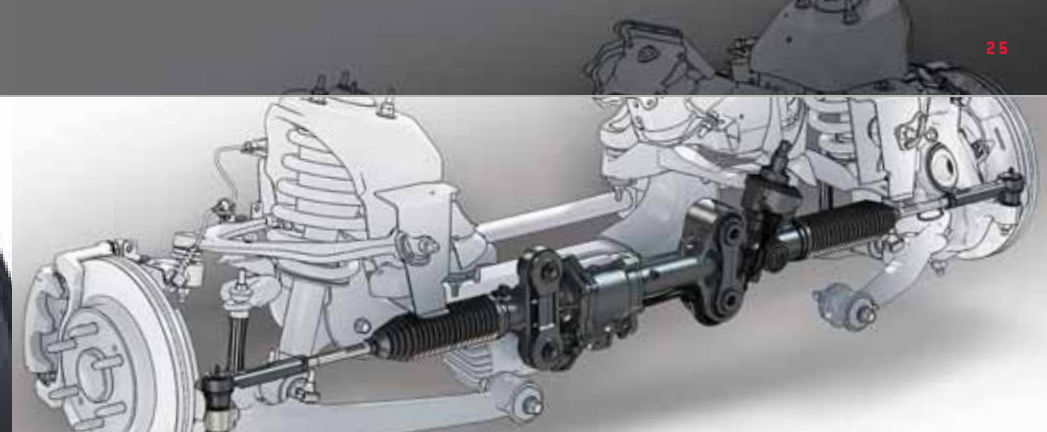


SEEKS COMFORT AND CONTROL. A THOUSAND TIMES A SECOND.

New for 2015, Sierra Denali features Magnetic Ride Control, a suspension system that actually speed-reads, thinks and reacts to changes in the road long before you ever could. All you have to do is feel a more comfortable, controlled ride.

MAGNETIC RIDE CONTROL For smoothness and refinement rivaling that of premium luxury sedans, Sierra Denali features the remarkable capability of next-generation Magnetic Ride Control. It senses changes in the road surface up to 1000 times per second, instantly adjusting each shock absorber for maximum comfort and control without sacrificing agility.

HYDROFORMED FRAME Providing Sierra with the ultimate in a solid foundation is a hydroformed, fully boxed, high-strength steel frame.



CORROSION-RESISTANT DURALIFE BRAKE ROTORS

GMC engineers used patented Ferritic Nitro-Carburizing (FNC) technology that can help double rotor life.

COIL-OVER-SHOCK FRONT SUSPENSION This fully independent system is precisely tuned for improved handling.

HIGH LATERAL-RATE BODY MOUNTS Connecting the body to the frame are high lateral-rate hydraulic and shear-style body mounts. You'll enjoy a smoother, quieter ride.

ELECTRIC RACK-AND-PINION STEERING The electric variable assist power rack-and-pinion steering system on Sierra improves fuel efficiency¹ versus engine-powered systems.

AUTOMATIC LOCKING REAR DIFFERENTIAL This available feature directs power to the wheel with the most traction on loose gravel or slippery surfaces.

STABILITRAK Sierra's electronic stability control system helps improve stability by detecting and reducing traction loss. **SEE IT IN ACTION AT GMC.COM/STABILITRAK2015.**

LARGE RING GEARS On Sierra 5.3L engine models, the rear axle features a large (9.5") ring gear. Choose the Max Trailering Package or a 6.2L model and it increases to 9.76." The rear axles are engineered to handle the robust power and provide durability.



STRENGTH IN NUMBERS: PULLS UP TO 12,000 LBS.¹

The 2015 Sierra is all about strength, enough to achieve a standard V-6 engine trailer weight rating of up to 7600 lbs.¹ On select models with the available 6.2L V-8 and Max Trailering Package, it produces a robust trailer weight rating of up to 12,000 lbs,¹ based on SAE J2807 performance requirements. And the available 5.3L V-8 comes in at 11,200 lbs¹ with the Max Trailering Package.

HILL DESCENT CONTROL Activated by pushing a button that's easy to reach, this available feature uses antilock braking for a smooth and controlled hill descent in rough terrain without you having to touch the brake pedal.

MAX TRAILERING PACKAGE Increased trailering capacity results when Sierra is equipped with this available feature. It includes 9.76" ring gear, 3.73 axle ratio with the 5.3L V-8 (3.42 with 6.2L V-8), trailer brake controller, enhanced cooling radiator, revised shock tuning and heavier-duty rear springs.

¹Sierra's 7600-lb rating requires Sierra Regular Cab Standard Box 4WD with 4.3L EcoTec3 V-6 engine. Sierra's 12,000-lb rating requires Sierra Double Cab or Crew Cab Short Box 2WD with 6.2L EcoTec3 engine and Max Trailering Package. Sierra's 11,200-lb rating requires Sierra Double Cab 2WD with 5.3L EcoTec3 engine and Max Trailering Package. Before you buy a vehicle or use it for trailering, carefully review the trailering section of the Owner's Manual. The weight of passengers, cargo and options or accessories may reduce the amount you can tow.



HILL START ASSIST Sensors automatically detect when Sierra is on a 5 percent grade or more. It holds the brakes momentarily or until the accelerator is pressed, preventing rollback.

TOW/HAUL MODE To give you even more power to accelerate when trailering or hauling heavy loads, Tow/Haul mode raises transmission upshift points.

TRAILER SWAY CONTROL Keeps both you and your trailer heading in the same direction, automatically. It detects a swaying trailer, and applies both the vehicle's and the trailer's brakes (if properly equipped) to help bring it back in line.

TRAILER BRAKE CONTROLLER For fingertip control and easy monitoring of your trailer brakes, Sierra offers an available integrated trailer brake controller. It displays the level of brake force or "gain" in the Driver Information Center.

AUTO GRADE BRAKING It automatically senses when you want to slow your Sierra and engages a Grade Braking shift pattern to help maintain your desired speed.

TAPSHIFT For full command over the truck's shifting, TapShift controls on the shift lever are backed by a patent-pending shift algorithm that improves shift response time.



GIVES YOU A HEADS-UP. BY THE SEAT OF YOUR PANTS.

In an overstimulated world of flashing lights and beeping sounds, Sierra uses your sense of touch to get your attention. It's the first pickup to offer driver alert safety technologies. Safety features are no substitute for the driver's responsibility to operate the vehicle in a safe manner. The driver should remain attentive to traffic, surroundings and road conditions at all times. Read the vehicle Owner's Manual for more important safety information.

FRONT AIR BAGS¹ To help reduce the risk of injury to passengers, dual-stage frontal air bags use sensors to gauge the severity of a crash, then determine whether to deploy one or two levels of inflation. A Passenger Sensing System for the outboard front passenger automatically turns off the air bag if the passenger is under the appropriate weight.

HEAD CURTAIN SIDE-IMPACT AIR BAGS¹ They unfurl from the roof rail like a protective curtain for outboard passengers and are activated by either rollover or side-impact sensors.

¹Air bag inflation can cause severe injury or death to anyone too close to the bag when it deploys. Be sure every occupant is properly restrained. Always use safety belts and the correct child restraint for your child's age and size, even with air bags. Even in vehicles equipped with the Passenger Sensing System, children are safer when properly secured in a rear seat in the appropriate infant, child or booster seat. Never place a rear-facing infant restraint in the front seat of any vehicle equipped with an active frontal air bag. See your vehicle Owner's Manual and child safety seat instructions for more safety information.



SEAT-MOUNTED SIDE-IMPACT AIR BAGS¹ To help protect the thorax and pelvic regions of the driver and outside front passenger in a side-impact collision, side-impact air bags are mounted on the driver and outside front passenger seat.

REINFORCED STEEL SAFETY CAGE DESIGN

Sierra's robust body structure is engineered to help maintain the integrity of the passenger compartment in the event of a collision. All steel from wheel to wheel, it's designed to crush in a controlled manner, absorbing as much of the energy of a crash as possible.

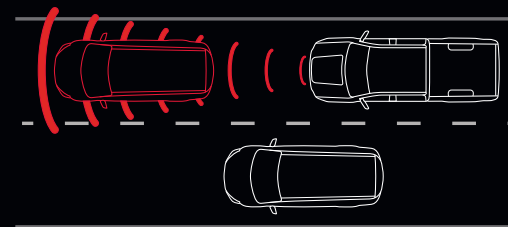
LANE DEPARTURE WARNING This available technology alerts the driver when Sierra drifts over a lane line without signaling while traveling at least 35 mph.

LATCH CHILD SEAT ANCHORING SYSTEM LATCH stands for Lower Anchors and Top tethers for CHildren. A LATCH seat will install to specially designed retainer hooks with an audible "click." You can also install a top tether strap that helps limit movement in a forward crash, helping reduce the chance of injury.



SAFETY ALERT DRIVER SEAT Relaying inputs from Forward Collision Alert and Lane Departure Warning, the available Safety Alert Driver Seat uses a patented warning approach to alert the driver of potential traffic danger using directional vibration pulses within the seat cushion. **WATCH THEM COME TO LIFE AT GMC.COM/CONFIDENCE2015.**

FORWARD COLLISION ALERT The available Forward Collision Alert warns you when you're rapidly approaching another vehicle and it appears a collision is imminent.





GMC PRO GRADE PROTECTION. PROFESSIONAL GRADE COVERAGE.

Pro Grade Protection is standard on every 2015 Sierra. From scheduled maintenance to protecting your entire vehicle, you can drive with confidence.

2-YEAR/24,000-MILE RECOMMENDED SCHEDULED MAINTENANCE¹

3-YEAR/36,000-MILE BUMPER-TO-BUMPER LIMITED WARRANTY²

5-YEAR/100,000-MILE POWERTRAIN LIMITED WARRANTY²

THERE WHEN YOU NEED US.



Standard for 5 years on most models, the OnStar Basic Plan³ helps keep you connected, while the OnStar Directions & Connections Plan,⁴ standard for 6 months on most models, lets you speak to a live OnStar Advisor just by pressing the blue OnStar button in your vehicle.

AVAILABLE ONSTAR 4G LTE HOTSPOT⁵ Super-fast speeds unleash the full potential of portable devices by allowing you and your companions to play, work, game and surf in your Sierra. This built-in Wi-Fi hotspot (with 3-month/3GB trial, whichever comes first) enhances your productivity and entertainment.

ONSTAR BASIC PLAN Stay connected to everyone and everything that matters with the OnStar Basic Plan on 2015 vehicles, including RemoteLink Key Fob Services,³ to remotely start (if factory equipped) and lock/unlock your car, and activate your horn and lights from anywhere. Plus, get OnStar Vehicle Diagnostics and Dealer Maintenance Notification to make service scheduling simple. If your vehicle has OnStar with 4G LTE, you have available access to a high-speed Internet connection and in-vehicle Wi-Fi⁵ hotspot so you can connect to your favorite Web content on the go. For emergency and Advisor-based services, check out our additional plans.

AUTOMATIC CRASH RESPONSE⁶ In many crashes, built-in sensors can automatically alert an OnStar Advisor who is immediately connected into your vehicle to see if you need help sent to your location—even if you can't respond.

CRISIS ASSIST During severe weather or other crisis situations, OnStar offers assistance to help you connect with loved ones and navigate your way to safety.

EMERGENCY SERVICES If someone in your Sierra needs emergency help, the OnStar emergency button gives you a priority connection to a specially trained Advisor at any time, day or night.

ROADSIDE ASSISTANCE⁷ If you're stranded, run out of gas or have a flat tire, one push of the OnStar button can immediately connect you to an Advisor, ready to help any hour of the day or night.

SECURITY FEATURES⁸ Remote Door Unlock, Remote Horn and Lights and Stolen Vehicle Assistance provide help when you need it.

HANDS-FREE CALLING⁹ WITH VOICE COMMAND This available feature allows you to push a button, call out the number and keep your eyes on the road.

TURN-BY-TURN NAVIGATION All you have to do is push your blue OnStar button and ask the OnStar Advisor to download directions to your Sierra.

ONSTAR eNAV WITH MAPQUEST.COM™ Get a head start on a trip by checking out your destination on mapquest.com. Then just click "Send" and directions will be sent to your Sierra.

DESTINATION DOWNLOAD With the optional Navigation System, simply press your blue OnStar button, and an Advisor will download directions to your Sierra's navigation screen.

¹Covers only scheduled oil changes with filter, four-wheel tire or single-rear-wheel rotations and 27-point inspections, according to your new vehicle's recommended maintenance schedule, for up to 2 years or 24,000 miles, whichever comes first. Does not include air filters. Maximum of four service events. See participating dealer for other restrictions and complete details. ²Whichever comes first. See dealer for limited warranty details. ³Access is available for 5 years from date of delivery and is transferable. Does not include any emergency services. To cancel RemoteLink Key Fob Services or if your vehicle is sold, it is important to contact an OnStar Advisor. See onstar.com/mobile for full details. ⁴Visit onstar.com for coverage map, details and system limitations. ⁵Devices must be WPA2 compliant with active OnStar service and data plan. Wi-Fi devices manufactured prior to 2006 may not be compatible. Please consult your device manufacturer for information regarding the WPA2 security protocol and Wi-Fi device compatibility. Vehicle must be started or in accessory mode to access Wi-Fi. Visit onstar.com for details and system limitations. ⁶OnStar acts as a link to existing emergency service providers. Not all vehicles may transmit all crash data. ⁷Roadside service provided by Allstate Roadside Services. ⁸Services vary by model and conditions. ⁹Visit onstar.com for coverage map, details and system limitations. OnStar Hands-Free Calling requires existing OnStar service contract and prepaid minutes. Not available in certain markets. Calls can be made in U.S. and Canada only.



ALL WHEELS ARE ROUND. NOT ALL WHEELS ARE GMC WHEELS.

Building a Professional Grade truck like the 2015 Sierra means engineering every inch of it from the ground up—including the wheels it rides on. That's why you'll find a selection of specifically designed GMC wheels in a range of styles and sizes for your Sierra.

1 17" PAINTED STEEL • RD6

Standard: Sierra

2 17" STAINLESS-STEEL CLAD • RD7

Available: Sierra

3 17" BRIGHT MACHINED • Q5W

Standard: SLE

4 20" POLISHED ALUMINUM • RD5

Available: SLT

5 20" CHROME ALUMINUM • NZM

Available: SLT (early production only)

6 18" BRIGHT MACHINED • UHN

Available: SLE

Included with SLE and SLT All-Terrain (late availability)

7 18" POLISHED ALUMINUM • RCW

Standard: SLT

8 18" CHROME ALUMINUM • RT5

Included with SLE and SLT All-Terrain (early production only)

9 20" MACHINED ALUMINUM • NZG

Standard: Denali (late availability)

10 20" ULTRA-BRIGHT MACHINED • RD3

Available: SLE

11 20" ULTRA-BRIGHT MACHINED ALUMINUM WITH DARK ARGENT PAINTED ACCENTS • NZH

Available: SLE and SLT All-Terrain

12 20" CHROME ALUMINUM WITH

DENALI LOGO • RTL (standard on early production models; available on late production models)

ALSO AVAILABLE ON DENALI IN POLISHED FINISH • NZT (not shown; late availability)

12

See your GMC dealer for more wheel and availability details.

ACCENTS



Axiom Aluminum



Burnish Aluminum



Mineral Caster Wood Tone



Grand Lace Wood Tone




Curly Wood Tone

INTERIOR COLORS AND SEATING SURFACES



Jet Black/Jet Black Cloth



Jet Black/Jet Black Leather-Appointed



Jet Black/Jet Black Perforated Leather-Appointed



Jet Black/Dark Ash Cloth

MODELS

| | | | | | | | | | |
|--------|---|---|----------------|----------------|---|---|---|---|---|
| SIERRA | - | - | - | - | - | - | - | - | ● |
| SLE | ● | - | ● ¹ | ● ² | - | ● | ○ | - | ● |
| SLT | ● | - | ● ¹ | ● ² | - | - | ● | ○ | - |
| DENALI | - | ● | - | - | ● | - | - | ● | - |


KEY ● STANDARD ○ AVAILABLE - NOT AVAILABLE

¹Included with Cocoa/Dune interior only. ²Included with Jet Black and Jet Black/Dark Ash interiors only.


EXTERIOR COLORS



Stone Blue Metallic^{3,4,5,6}



Onyx Black



Quicksilver Metallic^{4,5}




Summit White⁵




Fire Red^{4,5}

³Not available on Sierra trim. ⁴Not available with All-Terrain Package. ⁵Not available on Denali. ⁶Additional charge, premium paint. See your GMC dealer for more exterior color details. ⁷Crew Cab models only.

ALL-TERRAIN PACKAGE



Jet Black/Dark Ash Vinyl



Jet Black/Dark Ash Leather-Appointed



Jet Black/Dark Ash Perforated Leather-Appointed



Cocoa/Dune Cloth



Cocoa/Dune Leather-Appointed



Cocoa/Dune Perforated Leather-Appointed



Dark Aluminum



Off-Road Carbon Accent



Jet Black/Jet Black Cloth



Jet Black/Jet Black Leather-Appointed with Cobalt Red Accents

| | | | | | | | | | |
|---|---|---|---|---|---|---|---|---|---|
| ○ | - | - | - | - | - | - | - | - | - |
| - | - | - | ● | - | - | ○ | ○ | ○ | - |
| - | ● | ○ | - | ● | ○ | ○ | ○ | - | ○ |
| - | - | - | - | - | ● | - | - | - | - |



Bronze Alloy Metallic^{4,5}



Iridium Metallic



Sonoma Red Metallic



Emerald Green Metallic^{3,4,5,6}



White Diamond Tricoat^{3,6,7}



1 SOFT TONNEAU COVER

2 ASSIST STEPS

3 22" WHEELS

4 CHROME RECOVERY HOOKS

22" WHEELS Stand out from the crowd with these factory-engineered and -approved wheels from GMC Accessories! All wheels feature a brilliant, durable finish and include matching lugs and GMC logo center caps.



22" 7-Spoke
Silver Wheel (SF1)



22" 6-Spoke
Chrome Wheel (SEZ)



22" 5-Spoke UBM/
Hi Gloss Black Wheel (SEW)



22" 6-Spoke Manooagian Silver
Wheel with UBM (SFD)

*Use only GM-approved tire and wheel combinations. Unapproved combinations may change the vehicle's performance characteristics. For approved tire and wheel combinations and other important information, go to gmcaccessories.com or see your GMC dealer for details.

GIVE YOUR SIERRA A SINGULAR STYLE.

Engineered to the same Professional Grade standards as your Sierra, GMC Accessories range from functional enhancements like assist steps and bed management systems to stylish wheels and accents.



CHROME FUEL DOOR Add a distinct personality to the exterior of your Sierra with this stylish dealer-installed chrome fuel door.

CHROME TAILGATE HANDLE To help distinguish your Sierra, this good-looking chrome accent handle helps set off the tailgate.

CHROME RECOVERY HOOKS Add functionality and enhance the appearance of your Sierra with chrome recovery hooks. These front hooks are for vehicle recovery only. For more information, see your GMC Owner's Manual.



ALL-WEATHER FLOOR MATS Be prepared for all conditions with these premium all-weather floor mats. Their deep-ribbed pattern collects debris.

SOFT TONNEAU COVER A roll-up soft folding tonneau with integrated crossbows shields cargo and allows full access to the bed. The cover also helps protect the bed itself from debris and harsh weather conditions.



CHROME EXHAUST TIPS These polished exhaust tips add a sporty appearance to your Sierra and feature the GMC logo.

ASSIST STEPS Make it easier to get into and out of your truck with these stylish steps. The 6" oval are aluminum and the 4" round are stainless steel. Both are rust-resistant and available in either chrome or black powder coat.

| DIMENSIONS | | | |
|---|---|---|--------------|
| CARGO DIMENSIONS | SHORT BOX | STANDARD BOX | LONG BOX |
| Cargo Volume ¹ | 53.4 cu. ft. | 61.0 cu. ft. | 76.3 cu. ft. |
| Inside Width at Floor | 51.0" | 51.0" | 51.0" |
| Box Length at Floor | 69.3" | 78.9" | 97.8" |
| EXTERIOR DIMENSIONS | REGULAR CAB | DOUBLE CAB | CREW CAB |
| Height | 73.5"-74.1" | 73.9" | 73.7"-73.9" |
| Overall Length | | | |
| Short Box | – | – | 229.5" |
| Standard Box | 205.0" | 229.5" | 239.0" |
| Long Box | 223.9" | – | – |
| WHEELBASE | REGULAR CAB | DOUBLE CAB | CREW CAB |
| Short Box | – | – | 143.5" |
| Standard Box | 119.0" | 143.5" | 153.0" |
| Long Box | 133.0" | – | – |
| STANDARD TECHNICAL DATA | | | |
| SERIES/ DRIVE TYPE | 1500 / 2WD | 1500 / 4WD | |
| BRAKES | | | |
| All models: Power 4-wheel antilock braking system | Front disc/rear disc (w/Duralife rotors) | Front disc/rear disc (w/Duralife rotors) | |
| STEERING | Electric power rack-and-pinion with variable assist | Electric power rack-and-pinion with variable assist | |
| FUEL TANK CAPACITY (Approx. gals.: Short/Standard/Long Box) | 26.0/26.0/ 34.0 | 26.0/26.0/ 34.0 | |
| ALTERNATOR (amps) | 150 | 150 | |
| GVWR² (Gross Vehicle Weight Rating, lbs) | | | |
| Regular Cab | 6500-6800 | 6700-7000 | |
| Double Cab | 6900-7400 | 7100-7600 | |
| Crew Cab | 6900-7400 | 7100-7600 | |

SIERRA 1500 SPECIFICATIONS

ENGINES

| | 4.3L EcoTec3 V-6 VVT DI AFM/Aluminum Block (LV3) | 5.3L EcoTec3 V-8 VVT DI AFM/Aluminum Block (L83) | 6.2L EcoTec3 V-8 VVT DI AFM Aluminum Block (L86) |
|-----------------------------------|---|---|---|
| CAPACITY | 4.3 liters (262 cu. in.) | 5.3 liters (325 cu. in.) | 6.2 liters (376 cu. in.) |
| SAE NET HORSEPOWER @ RPM | 285@5300 | 355@5600 | 420@5600 |
| SAE NET TORQUE @ RPM (LB-FT) | 305@3900 | 383@4100 | 460@4100 |
| ENGINE / MODEL AVAILABILITY | | | |
| Regular Cab, Standard Box | ● | ○ | – |
| Regular Cab, Long Box | ● | ○ | – |
| Double Cab, Standard Box | ● | ○ | ○ |
| Crew Cab, Short Box | ● | ○ | ○ |
| Crew Cab, Standard Box | ● | ○ | ○ |
| FUEL ECONOMY (city/hwy mpg) | | | |
| 2WD (EPA-est.) | 18/24 | 16/23 | 15/21 |
| 4WD (EPA-est.) | 17/22 | 16/22 | 15/21 |
| E85 FLEXFUEL CAPABLE ³ | ● | ○ | – |
| TRANSMISSION | 1500: Electronically controlled 6-speed automatic transmission with overdrive, electronic engine grade braking and Tow/Haul mode 1500: Electronically controlled 8-speed automatic transmission with overdrive, electronic engine grade braking and Tow/Haul mode (requires 6.2L V-8 engine) | | |

SIERRA 1500 SUSPENSIONS*

FRONT SUSPENSION COIL-OVER-SHOCK

| FRONT AXLE/SPRING CAPACITY (lbs) | 2WD (Short/Standard/Long Box) | 4WD |
|----------------------------------|----------------------------------|--------------|
| Regular Cab | – /3200/3300 | – /3950/3950 |
| Double Cab | – /3850/– | – /3950/– |
| Crew Cab | 3850/3850/– | 3950/3950/– |

REAR SUSPENSION SEMI-ELLIPTICAL 2-STAGE MULTILEAF SPRINGS

| REAR AXLE/SPRING CAPACITY (lbs) | 2WD (Short/Standard/Long Box) | 4WD |
|-------------------------------------|----------------------------------|--------------|
| Regular Cab | – /3800/3950 | – /3850/3950 |
| Double Cab | – /3950/– | – /3950/– |
| Double Cab w/Max Trailering Package | – /4300/– | – /4300/– |
| Crew Cab | 3950/3950/– | 3950/3950/– |
| Crew Cab w/Max Trailering Package | 4300/4300/– | 4300/4300/– |

¹Cargo and load capacity limited by weight and distribution. ²When properly equipped; includes weight of vehicle, passengers, cargo and equipment. ³When running on E85, Sierra 1500 offers an EPA-estimated 12 city/17 hwy mpg with the 5.3L V-8. E85 FlexFuel capability is not available in AZ, CA, CT, DE, MA, MD, ME, NJ, NY, OR, PA, RI, VT and WA. E85 is a combination of 85% ethanol and 15% gasoline. Go to afdc.energy.gov/afdc/fuels to see if there is an E85 fuel station near you. ⁴Capacities and weight ratings are dependent on model, engine, transmission and GVWR combinations. See your GMC dealer for details.

| PAYLOAD AND TRAILERING SPECIFICATIONS | | | | | |
|---------------------------------------|--------|-------------------|--------------------------|--|---------------------|
| Model | Engine | Axle Ratio | Max Payload ¹ | Max Conventional Trailering ² | |
| Regular Cab Standard Box | 4.3L | 3.23 | 1950 | 6100 | |
| | 2WD | 5.3L | 3.08 | 1940 | 7000 |
| | | 5.3L | 3.42 | 1940 | 9000 |
| Regular Cab Standard Box | 4.3L | 3.42 | 1920 | 7600 | |
| | 4WD | 5.3L | 3.08 | 1900 | 6700 |
| | | 5.3L | 3.42 | 1900 | 8700 |
| Regular Cab Long Box | 4.3L | 3.23 | 1980 | 5900 | |
| | 2WD | 5.3L | 3.08 | 1980 | 6800 |
| | | 5.3L | 3.42 | 1980 | 9800 |
| Regular Cab Long Box | 4.3L | 3.42 | 1920 | 7400 | |
| | 4WD | 5.3L | 3.08 | 1910 | 6500 |
| | | 5.3L | 3.42 | 1910 | 9500 |
| Double Cab Standard Box | 4.3L | 3.23 | 1870 | 5600 | |
| | 2WD | 5.3L | 3.08 | 1870 | 6500 |
| | | 5.3L | 3.42 | 1870 | 9500 |
| | | 5.3L | 3.73 ³ | 2260 ³ | 11,200 ³ |
| | 6.2L | 3.23 | 1840 | 9500 | |
| | | 3.42 ³ | 2130 ³ | 12,000 ³ | |
| Double Cab Standard Box | 4.3L | 3.42 | 1850 | 7200 | |
| | 4WD | 5.3L | 3.08 | 1850 | 6200 |
| | | 5.3L | 3.42 | 1850 | 9200 |
| | | 5.3L | 3.73 ³ | 2270 ³ | 11,000 ³ |
| | 6.2L | 3.23 | 1790 | 9200 | |
| | | 3.42 ³ | 2110 ³ | 11,900 ³ | |
| Crew Cab Short Box | 4.3L | 3.23 | 1800 | 5600 | |
| | 2WD | 5.3L | 3.08 | 1800 | 6400 |
| | | 5.3L | 3.42 | 1800 | 9400 |
| | | 5.3L | 3.73 ³ | 2180 ³ | 11,100 ³ |
| | 6.2L | 3.23 | 1780 | 9400 | |
| | | 3.42 ³ | 2060 ³ | 12,000 ³ | |
| Crew Cab Short Box | 4.3L | 3.42 | 1790 | 7100 | |
| | 4WD | 5.3L | 3.08 | 1820 | 6200 |
| | | 5.3L | 3.42 | 1820 | 9200 |
| | | 5.3L | 3.73 ³ | 2210 ³ | 10,900 ³ |
| | 6.2L | 3.23 | 1740 | 9200 | |
| | | 3.42 ³ | 2050 ³ | 11,800 ³ | |

| PAYLOAD AND TRAILERING SPECIFICATIONS <i>continued</i> | | | | | |
|--|-------------------|-------------------|--------------------------|--|--------|
| Model | Engine | Axle Ratio | Max Payload ¹ | Max Conventional Trailering ² | |
| Crew Cab Standard Box | 4.3L | 3.23 | 1710 | 5500 | |
| | 2WD | 5.3L | 3.08 | 1710 | 6400 |
| | | 5.3L | 3.42 | 1710 | 9400 |
| | | 5.3L | 3.73 ³ | 2090 ³ | 11,000 |
| | | 6.2L | 3.23 | 1690 | 9300 |
| 6.2L | 3.42 ³ | 1980 ³ | 11,900 | | |
| Crew Cab Standard Box | 4.3L | 3.42 | 1710 | 7000 | |
| | 4WD | 5.3L | 3.08 | 1710 | 6100 |
| | | 5.3L | 3.42 | 1710 | 9100 |
| | | 5.3L | 3.73 ³ | 2100 ³ | 10,800 |
| | | 6.2L | 3.23 | 1660 | 9100 |
| | | 6.2L | 3.42 ³ | 1970 ³ | 11,700 |

SIERRA AXLE RATINGS AND PLOW WEIGHTS

FRONT GROSS AXLE WEIGHT RATING (FGAWR) WITH SNOW PLOW PREP PACKAGE (4WD MODELS ONLY)

| BODY | ENGINE | ENGINE TYPE | 1500 |
|-------------|--------|-------------|------|
| Regular Cab | 4.3L | Gas | 3950 |
| | 5.3L | Gas | 3950 |

MAXIMUM PLOW WEIGHTS (4WD MODELS ONLY)

| BODY | ENGINE | ENGINE TYPE | 1500 |
|-------------|--------|-------------|---------------------|
| Regular Cab | 4.3L | Gas | 40/500 ⁴ |
| | 5.3L | Gas | 40/500 ⁴ |

¹These maximum payload ratings are intended for comparison purposes only. Before you buy a vehicle or use it to haul people or cargo, carefully review the vehicle loading section of the Owner's Manual and check the carrying capacity of your specific vehicle on the label on the inside of the driver's door jamb. ²Before you buy a vehicle or use it for trailering, carefully review the trailering section of the Owner's Manual. The weight of passengers, cargo and options or accessories may reduce the amount you can tow. ³Requires Max Trailering Package. ⁴100/xxx=100 lbs maximum of permanently attached snow plow mounting hardware/xxx lbs maximum of removable snow plow blade and blade hardware. Maximum plow weights based on a vehicle with average manufacturer option content and 150 lbs each for driver and one additional front-seat occupant. Additional equipment and occupants will reduce maximum plow weight. Rear compensating weight may be required to maintain front axle weight below 65% of total vehicle weight when equipped with snow plow. Consult your snow plow manufacturer for specific compensating weight recommendation.

TRIM LEVELS

| CONFIGURATIONS | SIERRA | SLE | SLT | DENALI |
|--------------------|--------|-----|-----|--------|
| REGULAR CAB | ○ | ○ | — | — |
| DOUBLE CAB | ○ | ○ | ○ | — |
| CREW CAB | ○ | ○ | ○ | ○ |
| 2WD | ○ | ○ | ○ | ○ |
| 4WD | ○ | ○ | ○ | ○ |

MECHANICAL

| | | | | |
|---|---|---|---|---|
| AIR CLEANER High capacity. Included and only available with Z71 Off-Road Suspension Package on SLE and SLT. | — | ○ | ○ | ● |
| ALTERNATOR 150 amps | ● | ● | ● | ● |
| ALUMINIZED STAINLESS-STEEL MUFFLER AND TAILPIPE | ● | ● | ● | ● |
| BATTERY Heavy-duty maintenance-free with rundown protection and retained accessory power | ● | ● | ● | ● |
| BRAKES 4-wheel disc, 4-wheel antilock with Duraflex rotors | ● | ● | ● | ● |
| AUXILIARY EXTERNAL TRANSMISSION OIL COOLER On Sierra and SLE trims, included and only available with 5.3L V-8 engine | ○ | ○ | ● | ● |
| EATON® HEAVY-DUTY AUTOMATIC LOCKING REAR DIFFERENTIAL Standard on 4WD SLE models and included on 2WD models with Z71 Off-Road Suspension Package, Trailing Package or Max Trailing Package | ○ | ● | ● | ● |
| ENGINE 4.3L V-6 EcoTec3 with aluminum block. Includes Active Fuel Management, Direct Injection and continuously Variable Valve Timing. | ● | ● | — | — |
| 5.3L V-8 EcoTec3 with aluminum block. Includes Active Fuel Management, Direct Injection and continuously Variable Valve Timing. | ○ | ○ | ● | ● |
| 6.2L V-8 EcoTec3 with aluminum block. Includes Active Fuel Management, Direct Injection and continuously Variable Valve Timing. | — | — | ○ | ○ |
| E85 FlexFuel capable ⁵ Available with 5.3L V-8 only. Included with 4.3L V-6. | ○ | ○ | ○ | ○ |
| STABILITRAK STABILITY CONTROL SYSTEM Includes Proactive Roll Avoidance, traction control, electronic trailer sway control and Hill Start Assist | ● | ● | ● | ● |
| MAGNETIC RIDE CONTROL SUSPENSION SYSTEM | — | — | — | ● |
| Z71 OFF-ROAD SUSPENSION PACKAGE Includes monotube Rancho® shocks, Z71 chrome side emblems, high-capacity air cleaner, Hill Descent Control, underbody transfer case shield on 4WD models and recovery hooks on 2WD models. Included with available All-Terrain Package. On SLE, includes automatic locking rear differential on 2WD models. Also includes UHN 18" bright machined-aluminum wheels. This package is available with optional 20" wheels. | — | ○ | ○ | — |
| TRAILERING PACKAGE Includes automatic locking rear differential on Sierra and 2WD SLE models, trailer hitch platform and integrated 7-pin and 4-pin connectors. On SLE Double and Crew Cab models, included when available All-Terrain Package, Max Trailing Package or SLE Value Package is ordered. | ○ | ○ | ● | ● |
| MAX TRAILERING PACKAGE Includes 9.76" rear axle, 3.73 axle ratio with 6-speed automatic, 3.42 axle ratio with 8-speed automatic, trailer brake controller, enhanced cooling radiator, revised shock tuning for increased control, heavier-duty rear springs and increased RGAWR to 4300 lbs. On SLE, includes Trailing Package and locking rear differential on 2WD models. Also requires UHN 18" or RD3 20" aluminum wheels and 5.3L V-8 engine. Not available with Z71 Off-Road Suspension Package. On SLT, requires RCW 18" or NZM 20" aluminum wheels when ordered with 5.3L V-8 engine. Also requires NZM 20" or RD3 20" aluminum wheels when ordered with 6.2L V-8 engine. Not available with Z71 Off-Road Suspension Package. | — | ○ | ○ | — |
| TRANSMISSION 6-speed automatic, electronically controlled with overdrive and Tow/Haul mode. Includes Cruise Grade Braking and Powertrain Grade Braking. | ● | ● | ● | ● |
| 8-speed automatic, electronically controlled with overdrive and Tow/Haul mode. Includes Cruise Grade Braking and Powertrain Grade Braking. Included and only available with 6.2L V-8 engine. | — | — | ○ | ○ |
| INTEGRATED TRAILER BRAKE CONTROLLER Requires Trailing Package on Sierra and SLE trims. Included with Max Trailing Package. | ○ | ○ | ○ | ○ |
| TRANSFER CASE 2-speed. Includes floor-mounted shifter (4WD models only). | ● | — | — | — |
| AutoTrac active transfer case (4WD models only) | — | ● | ● | ● |
| UNDERBODY TRANSFER CASE SHIELD 4WD only. Included and only available with Z71 Off-Road Suspension Package on SLE and SLT. | — | ○ | ○ | ● |
| HILL DESCENT CONTROL Included and only available with Z71 Off-Road Suspension Package on SLE and SLT | — | ○ | ○ | ● |
| SNOW PLOW PREP PACKAGE Includes heavy-duty front springs, underbody transfer case shield, 170-amp generator, provisions for roof-mounted lamps and high-capacity air cleaner. Available on 4WD Regular Cab models only. | ○ | ○ | — | — |

INSTRUMENTATION AND CONTROLS

| | | | | |
|--|---|---|---|---|
| DRIVER INFORMATION CENTER With 3.5" diagonal monochromatic display. Provides warning messages, odometer, trip odometer and basic vehicle information. | ● | — | — | — |
| With 4.2" diagonal color display. Includes driver personalization, warning messages, odometer, trip odometer and vehicle information. | — | ● | ● | — |
| 8" diagonal color customizable display | — | — | — | ● |
| DEFROSTER Rear-window electric. On SLE, included and only available with SLE Preferred Package, SLE Convenience Package or SLE Value Package. | ○ | ○ | ● | ● |
| POWER-ADJUSTABLE PEDALS On SLE, included and only available with SLE Convenience Package. Not available on Regular Cab. | — | ○ | ● | ● |

KEY ● STANDARD ○ AVAILABLE — NOT AVAILABLE

TRIM LEVELS

| | | | | |
|---|---|---|---|---|
| 110-VOLT POWER OUTLET In-cabin, 3-prong, household-style outlet. Included and only available with Convenience Package on Sierra trim. On SLE, included and only available with the SLE Preferred Package or SLE Value Package. | ○ | ○ | ● | ● |
| REAR PARK ASSIST Ultrasonic. On SLE, included and only available with All-Terrain Package or SLE Convenience Package. On SLT, included and only available with All-Terrain Package. | — | ○ | ○ | — |
| FRONT AND REAR PARK ASSIST Ultrasonic. Included and only available with SLT Preferred Package, Driver Alert Package or All-Terrain SLT Crew Cab "Plus" Package. On SLE, requires Regular Cab model. | — | ○ | ○ | ● |
| STEERING WHEEL Leather-wrapped with audio and cruise controls | — | ● | ● | — |
| Heated and leather-wrapped with audio and cruise controls. On SLT, included and only available with SLT Preferred Package or All-Terrain SLT Crew Cab "Plus" Package. | — | — | ○ | ● |
| STEERING COLUMN Tilt-Wheel, manual operation | ● | ● | — | — |
| Tilt-Wheel and manual telescopic operation. On SLE, included and only available with SLE Preferred Package or SLE Value Package. Not available with 4.3L V-6 engine. | — | ○ | ● | ● |

SEATING

| | | | | |
|--|---|---|---|---|
| SEATS Front 3-passenger cloth 40/20/40 split bench with driver and front-passenger manual recline, manual driver lumbar control and outboard head restraints. Includes center fold-down armrest with storage. | ● | — | — | — |
| Front 3-passenger vinyl 40/20/40 split bench with driver and front-passenger manual recline and outboard head restraints. Includes center fold-down armrest with storage. | ○ | — | — | — |
| Front 3-passenger cloth 40/20/40 split bench with driver and front-passenger manual recline and outboard head restraints. Includes center fold-down armrest and lockable storage compartment in lower seat cushion. Not available with All-Terrain Package. | — | ● | — | — |
| Front 3-passenger leather-appointed 40/20/40 split bench with heated seat cushions and seatbacks. Not available on Regular Cab models or with All-Terrain Package. Requires Jet Black interior trim, SLE Preferred Package or SLE Value Package. | — | ○ | — | — |
| Front 3-passenger leather-appointed 40/20/40 split bench with 10-way power seat adjusters. Includes power lumbar control, heated seat cushions and seatbacks, 2-position driver memory [does not apply to lumbar adjuster] and adjustable head restraints. | — | — | ● | — |
| Front cloth bucket seats with 10-way driver-seat power adjuster, 6-way passenger-seat power adjuster, heated seat cushions and seatbacks, adjustable head restraints, floor console and storage pockets | — | ○ | — | — |
| Front leather-appointed bucket seats with 10-way power seat adjusters including power lumbar control, heated seat cushions and seatbacks, 2-position driver memory [does not apply to lumbar adjuster], adjustable head restraints and floor console and storage pockets. Included with available All-Terrain Package. | — | — | ○ | — |
| Seat adjuster, driver 10-way power. Requires bench seat. Included and only available with SLE Preferred Package and SLE Value Package. | — | ○ | — | — |
| Heated driver and front-passenger cloth seating. Requires SLE Preferred Package or SLE Value Package and cloth 40/20/40 split bench seat. | — | ○ | — | — |
| Heated and cooled perforated leather-appointed front bucket seats. Included with Driver Alert Package. Not available with All-Terrain Package. On Denali, includes embossed Denali on front seats and 12-way driver and front-passenger power adjuster, including power lumbar control. | — | — | ○ | ● |
| Folding rear 60/40 split 3-passenger bench. Includes child seat top tether anchor. On Sierra Double Cab model, includes folding rear 3-passenger bench. Double and Crew Cab models only. | ● | ● | ● | ● |

INTERIOR DETAILS

| | | | | |
|---|---|---|---|---|
| CLIMATE CONTROL Single-zone manual air conditioning | ● | ● | — | — |
| Dual-zone automatic climate control. On SLE, included and only available with SLE Preferred Package or SLE Value Package. Not available on Regular Cab models. | — | ○ | ● | ● |
| CRUISE CONTROL Steering-wheel-mounted | ● | ● | ● | ● |
| DOOR LOCKS Power | ● | ● | ● | ● |
| FLOOR COVERING Graphite-colored rubberized vinyl | ● | — | — | — |
| Color-keyed carpeting with rubberized vinyl floor mats. [Double and Crew Cab models include second-row floor mats.] | ○ | ● | ● | — |
| Color-keyed carpeted first- and second-row floor mats. Included and only available with All-Terrain Package on SLE and SLT. | — | ○ | ○ | ○ |
| NOISE CONTROL SYSTEM Active noise cancellation. Included and only available with 6.2L V-8 engine. | — | — | ○ | ○ |
| REMOTE VEHICLE STARTER SYSTEM On SLE, included and only available with SLE Preferred Package or SLE Value Package | — | ○ | ● | ● |
| REMOTE KEYLESS ENTRY Included and only available with Convenience Package on Sierra trim | ○ | ● | ● | ● |
| REARVIEW MIRROR With manual day/night adjustment | ● | ● | — | — |
| With inside rearview auto-dimming feature. On SLE, included and only available with All-Terrain Package or black, heated power camper mirrors. | — | ○ | ● | ● |
| SILL PLATES Bright. On SLE and SLT, included and only available with All-Terrain Package. Front only on Double Cab models. | — | ○ | ○ | ● |
| SUNROOF Power sliding with express-open. Crew Cab models only. | — | — | ○ | ○ |
| UNIVERSAL HOME REMOTE On SLE, included and only available with SLE Convenience Package or SLE Value Package. Not available on Regular Cab models. | — | ○ | ● | ● |
| WINDOWS Power with driver express-up and -down and express-down on all other windows. Standard on all Double and Crew Cab models. | ○ | ● | ● | ● |
| Power rear sliding with rear defroster. On SLE, included and only available with SLE Convenience Package. On SLT, requires SLT Preferred Package or All-Terrain SLT Crew Cab "Plus" Package. Not available on Regular Cab models. | — | ○ | ○ | ● |

⁵When running on E85, Sierra 1500 offers an EPA-estimated 12 city/17 hwy mpg with the 5.3L V-8. E85 FlexFuel capability is not available in AZ, CA, CT, DE, MA, MD, ME, NJ, NY, OR, PA, RI, VT and WA. E85 is a combination of 85% ethanol and 15% gasoline. Go to afdc.energy.gov/afdc/fuels to see if there is an E85 fuel station near you.

TRIM LEVELS

OPTION PACKAGES

| | SIERRA | SLE | SLT | DENALI |
|--|--------|-----|-----|--------|
| ALL-TERRAIN PACKAGE Includes 18" aluminum wheels, fog lamps, unique grille with body-color surround and chrome accents, Z71 Off-Road Suspension Package with monotube Rancho® shocks, Trailing Package, All-Terrain chrome door badge, underbody shield, rear park assist, body-color front and rear bumpers, cloth heated bucket seats (includes 10-way power driver and 6-way passenger seats), carpeted floor mats, bright sill plates and projector-beam headlamps with LED signature lighting. SLE models include chrome door handles and mirror caps, chrome full-feature mirrors and chrome side moldings. SLT models include leather-appointed front bucket seats and Bose® premium audio system. Not available with Driver Alert Package. Requires 4WD Double or Crew Cab model. | — | ○ | ○ | — |
| ALL-TERRAIN SLT CREW CAB "PLUS" PACKAGE Includes NZH 20" ultra-bright machined-aluminum wheels with painted accents, front and rear park assist, heated steering wheel and rear sliding power window. Requires [GAT] All-Terrain Package. Not available with SLT Preferred Package. | — | — | ○ | — |
| ALL-TERRAIN CHROME BUMPERS PACKAGE Includes front chrome bumper, rear chrome bumper and rear bumper corner steps. Requires available All-Terrain Package. | — | ○ | ○ | — |
| SIERRA APPEARANCE PACKAGE Includes R07 17" stainless-steel-clad wheels and deep-tint glass | ○ | — | — | — |
| SIERRA CONVENIENCE PACKAGE Includes outside heated power-adjustable mirrors, remote keyless entry, 110-volt inverter, LED cargo box lighting and Rear Vision Camera System | ○ | — | — | — |
| DRIVER ALERT PACKAGE Includes Lane Departure Warning, Forward Collision Alert, front and rear park assist and Safety Alert Driver Seat. Includes heated and cooled driver and passenger front bucket seats on SLT. Not available with All-Terrain Package. On SLE, requires Regular Cab model. | — | ○ | ○ | ○ |
| SLE CONVENIENCE PACKAGE Includes power-adjustable pedals, rear park assist, rear power-sliding window with rear defroster and heated, power-adjustable, power-folding and driver-side auto-dimming with integrated turn-signal indicators, chrome caps and puddle lamps. Not available on Regular Cab models. | — | ○ | — | — |
| SLE PREFERRED PACKAGE Includes driver 10-way power seat adjuster with front 40/20/40 split bench seats only, remote vehicle starter system, front fog lamps, rear defroster, manual tilt-telescopic steering column on V-8 models and 110-volt power outlet. Also includes Universal Home Remote and dual-zone automatic climate control on Double and Crew Cab models. | — | ○ | — | — |
| SLT PREFERRED PACKAGE Includes front and rear park assist, heated steering wheel and sliding rear window. Not available with All-Terrain SLT Crew Cab "Plus" Package. | — | — | ○ | — |
| SLE VALUE PACKAGE Includes driver 10-way power seat adjuster with front 40/20/40 split bench only, remote vehicle starter system, front fog lamps, Universal Home Remote, rear-window defroster, manual tilt-telescopic steering column, 110-volt power outlet, dual-zone climate control and Trailing Package. Not available with SLE Preferred Package or Regular Cab models. | — | ○ | — | — |
| SLT CREW CAB VALUE PACKAGE Includes 6" chrome tubular assist steps, Bose premium audio system and NZM 20" chrome aluminum wheels. Not available with All-Terrain Package. When 6.2L V-8 is ordered, front bucket seats are required. | — | — | ○ | — |

ENTERTAINMENT / COMMUNICATION / NAVIGATION

| | | | | |
|--|---|---|---|---|
| 4.2" DIAGONAL COLOR RADIO Includes AM/FM, USB port, ¹ auxiliary jack and SD card slot | ● | — | — | — |
| 4.2" DIAGONAL COLOR RADIO WITH INTELLILINK² Includes AM/FM/CD, USB ports, ¹ SD card slot, auxiliary jack, Bluetooth ³ streaming audio for music and select phones, hands-free smartphone integration, Pandora [®] internet radio and voice-activated technology for radio and phone. On SLE Regular Cab models, includes SiriusXM ⁴ [standard for 3 months]. | ○ | — | — | — |
| 8" DIAGONAL COLOR TOUCH RADIO WITH INTELLILINK² Includes AM/FM/SiriusXM ⁴ [standard for 3 months], USB ports, ¹ SD card slot, auxiliary jack, Bluetooth ³ streaming audio for music and select phones, hands-free smartphone integration, Pandora [®] internet radio and voice-activated technology for radio and phone | — | ● | ● | — |
| 8" DIAGONAL COLOR TOUCH RADIO WITH NAVIGATION⁵ Includes all features of 8" diagonal Color Touch Radio plus Navigation feature | — | ○ | ○ | ● |
| Single-slot CD/MP3 player. Included and only available with IntelliLink ² audio systems. | ○ | ● | ● | ● |
| 6-SPEAKER AUDIO SYSTEM 4-speaker on Regular Cab models | ● | ● | ● | — |
| Bose premium audio system with 6 speakers [7-speaker system including subwoofer when ordered with bucket seats]. Included with SLT All-Terrain Package and Denali. | — | — | ○ | ● |
| REAR-SEAT DVD ENTERTAINMENT SYSTEM Includes rear-seat DVD/Blu-ray player with 9.2" diagonal LCD display, 2 sets of wireless headphones and A/V remote control. Requires front bucket seats and Bose premium audio system. Replaces single-slot CD/MP3 player. Crew Cab models only. | — | — | ○ | ○ |
| BLUETOOTH³ FOR PHONE Personal cell phone connectivity to vehicle audio system. Included and only available with IntelliLink ² on Sierra trim. | ○ | ● | ● | ● |
| ONSTAR 5-year OnStar Basic Plan ⁶ and 6-month subscription to Directions & Connections Plan. ⁷ On Sierra trim, included and only available with 4.2" diagonal Color Touch Radio with IntelliLink ² . | ○ | ● | ● | ● |
| OnStar with 4G LTE. ⁸ Includes built-in Wi-Fi hotspot capability [with 3-month/3GB trial, whichever comes first]. On Sierra trim, included and only available with 4.2" diagonal Color Touch Radio with IntelliLink ² . | ○ | ● | ● | ● |
| SIRIUSXM⁴ SATELLITE RADIO Including 3 trial months of service. On Sierra trim, requires 4.2" diagonal Color Touch Radio with IntelliLink ² and OnStar. ² | ○ | ● | ● | ● |

EXTERIOR STYLING AND FUNCTIONALITY

| | | | | |
|--|---|---|---|---|
| ASSIST STEPS Chromed tubular with 6" rectangular design. Factory-installed on Crew Cab models only. Included with SLT Crew Cab Value Package. | ○ | ○ | ○ | ● |
| BEDLINER Spray-in with GMC logo. Includes Denali logo when ordered on Denali models. | ○ | ○ | ○ | ○ |
| BUMPERS Front, chrome | ● | ● | ● | — |
| Rear, chrome with integrated rear bumper corner steps | ● | ● | ● | — |
| Front, body-color. Included and only available with All-Terrain Package on SLE and SLT. | — | ○ | ○ | ● |
| Rear, body-color with integrated rear bumper corner steps. Included and only available with All-Terrain Package on SLE and SLT. | — | ○ | ○ | ● |

KEY ● STANDARD ○ AVAILABLE — NOT AVAILABLE

TRIM LEVELS

| | SIERRA | SLE | SLT | DENALI |
|---|--------|-----|-----|--------|
| CARGO BOX Movable tie-downs, high-mounted (4) | ● | ● | ● | ● |
| Box rail caps | ● | ● | ● | ● |
| DOOR HANDLES Black | — | — | — | — |
| Body-color. Not available with SLE All-Terrain Package. | — | — | — | — |
| Chrome. SLE trim requires All-Terrain Package. | — | ○ | ● | ● |
| FOG LAMPS Front, halogen. On SLE, included and only available with SLE Preferred Package, SLE Value Package or All-Terrain Package. | — | ○ | ● | ● |
| GRILLE SURROUND Chrome. Grille is body-color when All-Terrain Package is ordered on SLE and SLT. | ● | ● | ● | ● |
| Chrome-accented center | — | ● | ● | — |
| Chrome with unique Denali accents | — | — | — | ● |
| GLASS Solar-Ray tinted | ● | — | — | — |
| Solar-Ray deep-tinted. Included and only available with Appearance Package on Sierra trim. | ○ | ● | ● | ● |
| LIGHTS Halogen projector-beam headlamps | ● | ● | — | — |
| Halogen projector-beam with LED signature. On SLE, included and only available with All-Terrain Package. | — | ○ | ● | ● |
| Under-rail LED lighting, cargo box. Included and only available with Convenience Package on Sierra trim. | ○ | ● | ● | ● |
| MOLDINGS Body color. Includes chrome bodyside moldings when available All-Terrain Package is ordered. | — | ● | — | — |
| Bodyside, chrome. On SLE, included and only available with All-Terrain Package. | — | ○ | ● | ● |
| RECOVERY HOOKS Front frame-mounted (Black). Standard on Denali and all 4WD models. Included and only available with Z71 Off-Road Suspension Package on 2WD SLE and SLT models. | ● | ● | ● | ● |
| LOCKABLE TAILGATE Includes EZ-Lift and Lower feature on SLE, SLT and Denali | ● | ● | ● | ● |
| WHEELHOUSE LINERS Rear. Double Cab and Crew Cab models only. | — | ● | ● | ● |

OUTSIDE MIRRORS

| | | | | |
|--|---|---|---|---|
| MIRRORS Black, manual | ● | — | — | — |
| Black, power-adjustable with heated glass and driver-side spotter mirror. Included and only available with Convenience Package on Sierra trim. Mirror caps are body-color on SLE. | ○ | ● | — | — |
| Chrome cap, heated, power-adjustable, power-folding and driver-side auto-dimming with integrated turn-signal indicators and puddle lamps (includes driver-side spotter mirror). On SLE, included and only available with All-Terrain Package and SLE Convenience Package. | — | ○ | ● | ● |
| Black, vertical trailing mirrors with manual folding and extension and lower convex spotter glass. Requires Trailing Package. | ○ | — | — | — |
| Black, heated, power-adjustable vertical trailing mirrors with manual folding and extension, lower convex spotter glass, integrated turn-signal indicators, rear guidance lamps and amber auxiliary clearance lamps. SLE trim includes auto-dimming inside rearview mirror. Requires available Max Trailing Package. | — | ○ | — | — |
| Chrome cap, heated, power-adjustable, vertical trailing mirrors with power folding, manual extension, driver memory, lower convex spotter glass, integrated turn-signal indicators, rear guidance lamps and amber auxiliary clearance lamps. Requires available Max Trailing Package. | — | — | ○ | — |

SAFETY AND SECURITY

| | | | | |
|--|---|---|---|---|
| AIR BAGS⁹ Dual-stage frontal for driver and front passenger with Passenger Sensing System | ● | ● | ● | ● |
| Front-seat-mounted side-impact driver and right front-passenger air bags for thorax and pelvis protection | ● | ● | ● | ● |
| Front and rear head curtain side-impact air bags for all outboard seating positions | ● | ● | ● | ● |
| DAYTIME RUNNING LAMPS With automatic lamp control | ● | ● | ● | ● |
| LANE DEPARTURE WARNING AND FORWARD COLLISION ALERT Included and only available with Driver Alert Package. On SLE, requires Regular Cab model. | — | ○ | ○ | ○ |
| REAR VISION CAMERA SYSTEM With dynamic grid lines. On Sierra trim, included and only available with Sierra Convenience Package. | ○ | ● | ● | ● |
| SAFETY ALERT DRIVER SEAT Included and only available with Driver Alert Package. On SLE, requires Regular Cab model. | — | ○ | ○ | ○ |
| THEFT DETERRENT SYSTEM Unauthorized entry. Included and only available with remote vehicle starter system on SLE. | — | ○ | ○ | ● |
| TIRE PRESSURE MONITORING SYSTEM Does not monitor spare tire | ● | ● | ● | ● |

¹Not compatible with all devices. ²Full functionality requires compatible Bluetooth and smartphone. Some devices require USB connectivity. Data plan rates apply. ³Go to gmataconnect.com to find out which phones are compatible with the vehicle. ⁴If you subscribe after your trial period, subscriptions are continuous until you call SiriusXM to cancel. See SiriusXM Customer Agreement for complete terms at siriusxm.com. Other fees and taxes will apply. All fees and programming subject to change. For more information about NavTraffic, visit siriusxm.com/navtraffic. XM satellite service is available only to those in the 48 contiguous USA and DC. ⁵Map coverage available in the United States, U.S. Virgin Islands, Puerto Rico and Canada. ⁶Access is available for 5 years from date of delivery and is transferable. Does not include any emergency services or other OnStar services. To cancel RemoteLink Key Fob Services or if your vehicle is sold, it is important to contact an OnStar Advisor. See onstar.com/mobile for full details. ⁷Visit onstar.com for coverage map, details and system limitations. ⁸Devices must be WPA2 compliant with active OnStar service and data plan. Wi-Fi devices manufactured prior to 2006 may not be compatible. Please consult your device manufacturer for information regarding the WPA2 security protocol and Wi-Fi device compatibility. Vehicle must be started or in accessory mode to access Wi-Fi. Visit onstar.com for details and system limitations. ⁹A NOTE ON CHILD SAFETY: Always use safety belts and the correct child restraint for your child's age and size, even with air bags. Even in vehicles equipped with the Passenger Sensing System, children are safer when properly secured in a rear seat in the appropriate infant, child or booster seat. Never place a rear-facing infant restraint in the front seat of any vehicle equipped with an active frontal air bag. See your vehicle Owner's Manual and child safety seat instructions for more safety information.

THE INDUSTRY'S BEST PICKUP COVERAGE

For 2015, Sierra comes with the Pro Grade Protection Plan, which includes 2-year/24,000-mile recommended scheduled maintenance;¹ 3-year/36,000-mile bumper-to-bumper limited warranty² and 5-year/100,000-mile powertrain limited warranty;³ Roadside Assistance and Courtesy Transportation.

Starting with the owner orientation—and full tank of gas—you receive when you take possession of your Sierra to the **24-Hour Roadside Assistance, Courtesy Transportation** and **Travel Benefits**, you receive a portfolio of owner privileges that lasts throughout your warranty. For expert product information, Roadside Assistance or other services, call 1-800-GMC-8782.

TRAVEL BENEFITS AND ROADSIDE ASSISTANCE Available around the clock: trip routing service, a program for reimbursement for trip interruption due to necessary warranty repairs, towing, flat tire change, jump-starts and more for 5 years or 100,000 miles (whichever comes first).

COURTESY TRANSPORTATION Available at participating dealers: shuttle service, reimbursement of certain public transportation or fuel expenses for overnight warranty repairs and courtesy rental for overnight work repairs. See your dealer for details.

GMC OWNER CENTER A complimentary, one-stop resource to enhance your GMC ownership experience. It's easy to sign up. Just go to gm.com/gmownercenter/gmc.

ONSTAR



OnStar is a core asset of your Sierra. Benefiting from more than a decade of innovative development, it is both a highly advanced technology—fully integrated within the vehicle—and a warm human service. Standard on most Sierra models are 6 months of the OnStar Directions & Connections Plan, including the convenience of available Hands-Free Calling.³ It also includes Automatic Crash Response, Stolen Vehicle Assistance, link to Emergency Services, Roadside Assistance, Remote Door Unlock, OnStar Vehicle Diagnostics, Crisis Assist and Remote Horn and Lights. OnStar services require vehicle electrical system (including battery), wireless service and GPS satellite signals to be available and operating for features to function properly. OnStar acts as a link to existing emergency service providers. Not all vehicles may transmit all crash data. Visit onstar.com for coverage maps, details and system limitations. Services vary with conditions.

SIRIUSXM SATELLITE RADIO



SiriusXM Satellite Radio⁴ is standard on most Sierra models. It includes 3 trial months of service. SiriusXM Satellite Radio makes your drive come alive with commercial-free music channels from virtually every genre, artist-dedicated channels, live performances and more. Tune in to live play-by-play from the biggest sports, exclusive entertainment from top personalities, compelling talk, hilarious comedy, world-class news, local traffic and weather and family-friendly programming. Welcome to the world of satellite radio. Visit siriusxm.com for details.

GMC CERTIFIED SERVICE



To help your Sierra live up to its performance promise, GMC Certified Service—found exclusively at your GMC dealer—is there. With all the engineering excellence in Sierra, GM-trained technicians have the expertise to care for all of it.

ADDITIONAL NOTES

A NOTE ON CHILD SAFETY Always use safety belts and the correct child restraint for your child's age and size, even with air bags. Even in vehicles equipped with the Passenger Sensing System, children are safer when properly secured in a rear seat in the appropriate infant, child or booster seat. Never place a rear-facing infant restraint in the front seat of any vehicle equipped with an active frontal air bag. See your vehicle Owner's Manual and child safety seat instructions for more safety information.

TRAILERING AND OFF-ROAD INFORMATION Please carefully review the Owner's Manual for important safety information about trailering or off-road driving in your vehicle.

FLEET ORDERS Some standard content may be deleted with fleet orders. See dealer for details.

ENGINES GMC products are equipped with engines produced by GM Powertrain or other suppliers to GM worldwide. The engines in GMC products may also be used in other GM makes and models.

GMC.COM See more of Sierra on our Web site: gmc.com/sierra. More photos and information; hot links to related subjects; convenient dealer locator; pricing guide, spec out your own vehicle. Or call 1-800-GMC-8782.

BUYPOWER CARD™



Now it's even easier to get into the GMC of your dreams. Every purchase gives you Earnings redeemable toward part or even all of a new GMC, Chevrolet, Buick or Cadillac. Every year, enjoy 5 percent Earnings on your first \$5,000 in purchases and 2 percent unlimited Earnings after that. No expiration on Earnings and no limit on how much you can earn or redeem. Learn more at buypowercard.com. YOUR CARD IS THE KEY.™

IMPORTANT WORDS ABOUT THIS CATALOG We have tried to make this catalog comprehensive and factual. We reserve the right, however, to make changes at any time, without notice, in prices, colors, materials, equipment, specifications, models and availability. Specifications, dimensions, measurements, ratings and other numbers in this catalog and other printed materials provided at the dealership or affixed to vehicles are approximates based upon design and engineering drawings and prototypes and laboratory tests. Your vehicle may differ due to variations in manufacture and equipment. Since some information may have been updated since the time of printing, please check with your GMC dealer for complete details. GMC reserves the right to lengthen or shorten the model year for any product for any reason, or to start and end model years at different times. All competitive claims are based on the latest information available at the time of printing and 2014 GM Large Pickup segment.

AN IMPORTANT NOTE ABOUT ALTERATIONS AND WARRANTIES Installations or alterations to the original equipment vehicle (or chassis) as distributed by General Motors are not covered by the General Motors New-Vehicle Limited Warranty. The special body company, assembler, equipment installer or upfitter is solely responsible for warranties on the body or equipment and any alterations (or any effect of the alterations) to any of the parts, components, systems or assemblies installed by GM. General Motors is not responsible for the safety or quality of design features, materials or workmanship of any alterations by such suppliers.

NEW-VEHICLE LIMITED WARRANTY All GMC light-duty vehicles come with a fully transferable, non-deductible 5-Year/100,000-Mile (whichever comes first) Powertrain Limited Warranty. GM vehicles registered in the USA are also covered for 3 years or 36,000 miles (whichever comes first). Coverage includes tires and towing to your nearest GMC dealership. Repairs will be made to correct any vehicle defect and most warranty repairs will be made at no charge. In addition, rust-through corrosion will be covered for 6 years or 100,000 miles (whichever comes first). Sierra also comes with a 2-year/24,000-mile (whichever comes first) recommended scheduled maintenance plan.¹ See dealer for details.

ASSEMBLY GMC vehicles and their components are assembled or produced by different operating units of General Motors, its subsidiaries or suppliers to GM worldwide. We sometimes find it necessary to produce GMC vehicles with different or differently sourced components than originally scheduled. Since some options may be unavailable when your vehicle is assembled, we suggest that you verify that your vehicle includes the equipment you ordered or, if there are changes, that they are acceptable to you.

GMMOBILITY.COM (1-800-323-9335) GM Mobility offers financial assistance for eligible adaptive equipment to make automotive travel easier for persons with disabilities or special transportation needs. To learn more about special GM Mobility offers, visit gmmobility.com.



FACEBOOK.COM/GMC



TWITTER.COM/THISISGMC



YOUTUBE.COM/GMC

¹Covers only scheduled oil changes with filter, four-wheel tire or single-rear-wheel rotations and 27-point inspections, according to your new vehicle's recommended maintenance schedule, for up to 2 years or 24,000 miles, whichever comes first. Does not include air filters. Maximum of four service events. See participating dealer for other restrictions and complete details. ²Whichever comes first. See dealer for limited warranty details. ³Visit onstar.com for coverage map, details and system limitations. OnStar Hands-Free Calling requires existing OnStar service contract and prepaid minutes. Not available in certain markets. Calls can be made in U.S. and Canada only. ⁴If you subscribe after your trial period, *subscriptions are continuous until you call SiriusXM to cancel*. See SiriusXM Customer Agreement for complete terms at siriusxm.com. Other fees and taxes will apply. All fees and programming subject to change. For more information about NavTraffic, visit siriusxm.com/navtraffic. XM satellite service is available only to those in the 48 contiguous USA and DC.

©2014 General Motors. All rights reserved. GM, the GM logo, GMC, Duralife, the slogans, emblems, vehicle model names, vehicle body designs and other marks appearing in this catalog are the trademarks and/or service marks of General Motors, its subsidiaries, affiliates or licensors. Facebook is a registered trademark of Facebook, Inc. Twitter is a registered trademark of Twitter, Inc. YouTube is a registered trademark of Google, Inc. Sirius, XM and all related marks and logos are trademarks of SiriusXM Radio, Inc.



15GMCSRLDRC-25