

2018

F-150



The pickup that altered the truck landscape forever continues to power ahead. As part of the legendary Ford F-Series lineup that's been America's best-selling truck for 40 years, the new 2018 F-150 is even tougher, even smarter and even more capable. With muscular new styling front and rear. New and improved engines. Class-best¹ max. towing.² Class-best max. payload.³ A new 4G LTE Wi-Fi hotspot⁴ that lets you connect up to 10 devices. Plus, segment-first and class-exclusive driver-assist technology. Whether you're hauling aggregate at work or towing your boat on the weekend, you want a Built Ford Tough workhorse that's proven itself. Year after punishing year. Introducing the 2018 Ford F-150.



2018 F-150

2018 F-150 | ford.com

LARIAT SuperCrew® 4x4. Ruby Red. Sport Package. Available equipment. ¹Class is Full-Size Pickups under 8,500 lbs. GVWR, based on Ford segmentation. ²When properly configured. See Towing chart on page 33 for maximum ratings by configuration. ³When properly configured. See Payload chart on page 34 for maximum ratings by configuration. ⁴Available feature. Data plan required. For more information, go to ford.com/technology/sync.

Vehicles throughout this brochure may be shown with aftermarket upfit equipment and without standard antenna.





Newly designed taillamps flank a sculpted tailgate complete with rugged new “F-150” stamping on XL through KING RANCH® models. For further style differentiation, KING RANCH Chrome Package, PLATINUM and LIMITED replace the stamping with a unique satin-aluminum tailgate treatment.



From XL to LIMITED, new grilles, headlamps and bumpers give F-150 a wider, planted-to-the-ground attitude. On LARIAT Sport Package (shown), body-color-painted twin grille bars project an athletic appearance. Six new wheel designs, ranging from 18 to 22 inches, complete the exterior changes.



FIRST-IN-CLASS

HIGH-STRENGTH, MILITARY-GRADE, ALUMINUM ALLOY BODY AND CARGO BOX¹ / 360-DEGREE CAMERA WITH SPLIT-VIEW DISPLAY² / REMOTE TAILGATE RELEASE² / INFLATABLE REAR-SEAT OUTBOARD SAFETY BELTS²

BEST-IN-CLASS

13,200-LB. MAX. TOWING CAPACITY³ / 3,270-LB. MAX. PAYLOAD CAPACITY⁴ / 470 LB.-FT. OF TORQUE^{2,5} ON F-150
/ 510 LB.-FT. OF TORQUE⁶ ON RAPTOR / GAS EPA-ESTIMATED HIGHWAY FUEL ECONOMY RATING OF 26 MPG⁷
/ FORD F-SERIES: AMERICA'S BEST-SELLING TRUCK FOR 40 YEARS

CLASS-EXCLUSIVE

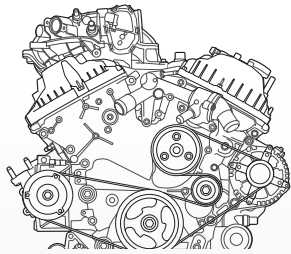
STANDARD AUTO START-STOP TECHNOLOGY / ACTIVE PARK ASSIST² / PRO TRAILER BACKUP ASSIST™²
/ LED SIDEVIEW MIRROR SPOTLIGHTS² / SMART TRAILER TOW CONNECTOR² / STOWABLE LOADING RAMPS²
/ ADAPTIVE CRUISE CONTROL WITH STOP-AND-GO² / TAILGATE STEP²
/ BOXLINK™ WITH PREMIUM LOCKING CLEATS² / TWIN-PANEL MOONROOF²
/ B&O PLAY™ PREMIUM AUDIO SYSTEM BY HARMAN²

2018 F-150 | ford.com

KING RANCH® SuperCrew® 4x4. White Platinum/Stone Gray two-tone. Available equipment. ¹6000-series aluminum alloy. ²Available feature. ³When properly configured. See Towing chart on page 33 for maximum ratings by configuration. ⁴When properly configured. See Payload chart on page 34 for maximum ratings by configuration. ⁵3.5L EcoBoost® engine. ⁶High-output 3.5L EcoBoost engine. Torque rating achieved with 93-octane fuel. ⁷EPA-estimated gas rating: 20 city/26 hwy/22 combined mpg, 2.7L EcoBoost, 4x2. Actual mileage will vary.



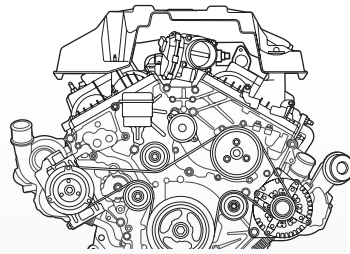
With every engine reengineered, upgraded, improved or all-new within the past year, this is the most advanced F-150 engine lineup ever. And it's about to offer even more choice. Coming Spring 2018: the first diesel ever offered on Ford F-150, combining work-ready torque with impressive fuel efficiency.¹ Equally noteworthy: All F-150 engines benefit from standard Auto Start-Stop Technology, and are teamed with automatic transmissions featuring SelectShift® capability. A 6-speed automatic with the 3.3L. The class-exclusive, Ford built, 10-speed automatic with everything else. More proof that the best never rest.



**ALL-NEW
3.3L Ti-VCT V6**

The all-new, standard F-150 powerplant for 2018 delivers where it matters most: higher towing capability, more payload capacity, and improved fuel efficiency.² That's a clean sweep in any truck buyer's ledger. Plus, a higher compression ratio and higher max. combustion peak pressure help surpass previous horsepower and torque numbers. A dual-injection system features both direct injection and port fuel injection to improve power output and efficiency over a wide variety of engine loads.

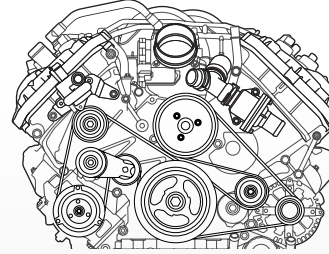
A 6-speed SelectShift automatic transmission with standard Auto Start-Stop Technology is paired with the 3.3L Ti-VCT engine.



**ENHANCED
2.7L ECOBOOST®**

Named one of "Our 10 Favorite Gas Burners" by *Car and Driver*. And that was before the upgrades increased torque to 400 lb.-ft. 2nd-generation updates to this twin turbo³ include a new dual-injection system that features both direct injection and port fuel injection. Two injectors per cylinder - one mounted in the intake port and another inside the cylinder - improve power output and efficiency.


Strength and durability come from compacted graphite iron (CGI) that forms the upper engine block and cylinders. New for 2018, the 2.7L³ is paired with the 10-speed SelectShift automatic transmission for exceptional driveability.



**ENHANCED
5.0L Ti-VCT V8**

Horsepower and torque - increased. Fuel efficiency - improved. The trusted 5.0L V8 engine³ - better than ever. A new dual-injection system increases compression ratio to 12:1. Upgraded main and connecting rod bearings provide greater durability. And, new for 2018, the V8 is paired with the 10-speed SelectShift automatic transmission for the first time.


An available, class-exclusive CNG/Propane Gaseous Engine Prep Package can ready your V8-equipped F-150 to be upfit for compressed natural gas (CNG), propane autogas, or as a bi-fuel vehicle with the ability to switch between CNG or propane and gasoline.⁴



**2ND-GEN
3.5L ECOBOOST**

All-new for the 2017 model year, the 3.5L EcoBoost³ soldiers on for 2018 with a class-best 470 lb.-ft. of torque, along with 375 horsepower. Paired with the 10-speed SelectShift automatic transmission, engine torque is readily available across the speed range for instant acceleration and exceptional low-end and peak performance. Exactly what's needed for hauling heavy loads and towing heavy trailers.

A roller-finger follower valvetrain features durable intake and exhaust valves, as well as hydraulic valve-lash adjusters that optimize engine durability.



**3.0L POWER
STROKE
DIESEL**

Another powerful option is on the horizon for F-150. A new 3.0L Power Stroke® Diesel engine - designed, engineered and tested in-house - will be paired with the 10-speed SelectShift automatic transmission to give F-150 buyers even more choice.

Horsepower	290 @ 6,500 rpm	325 @ 5,000 rpm	395 @ 5,750 rpm	375 @ 5,000 rpm
Torque	265 lb.-ft. @ 4,000 rpm	400 lb.-ft. @ 2,750 rpm	400 lb.-ft. @ 4,500 rpm	470 lb.-ft. @ 3,500 rpm
EPA-estimated ratings ⁵	19 city/25 hwy/22 combined mpg	20 city/26 hwy/22 combined mpg	17 city/23 hwy/19 combined mpg	18 city/25 hwy/21 combined mpg
Max. payload capacity ⁶	1,990 lbs.	2,470 lbs.	3,270 lbs.	3,230 lbs.
Max. towing capacity ⁷	7,700 lbs.	9,000 lbs.	11,600 lbs.	13,200 lbs.


2018 F-150 | ford.com

¹Based on Ford preliminary testing. ²When compared to previous-generation 3.5L Ti-VCT V6 engine. ³Available feature. ⁴Purchasing an F-150 upfit this way may help you qualify for state incentives related to alternative fuel use, infrastructure or vehicles. Visit afdc.energy.gov/afdc/laws for details. ⁵EPA-estimated ratings for 4x2. Actual mileage will vary. ⁶When properly configured. See Payload chart on page 34 for maximum ratings by configuration. ⁷When properly configured. See Towing chart on page 33 for maximum ratings by configuration.

COMING SPRING 2018.




10-SPEEDS. COUNTLESS INNOVATIONS. Standard with 4 F-150 engines for 2018, the innovative 10-speed SelectShift® automatic transmission helps deliver higher average power for acceleration – improving responsiveness and performance. With a wide-ratio span and optimized gear spacing, including 3 overdrive gears, the 10-speed gearbox helps improve fuel efficiency¹ at highway speeds and during city driving. 10 speeds, along with tow/haul mode, also enhance confidence while towing. An electronic control system is engineered to help ensure the right gear at the right time, including skip-shift and direct downshift capability. With more than 20 patents approved or pending, the first production 10-speed rear-wheel-drive (RWD) planetary transmission is right at home in the always-innovating Ford F-150.



THE 10-SPEED ARCHITECTURE is designed for optimum ratio progression and efficiency. A Ford patented power flow and Ford patented direct-acting hydraulic controls provide accurate and quick upshift and downshift capability.

SELECT THE OPERATING RANGE for automatic shifting (in Drive) thanks to progressive range select. Combined with SelectShift operation in manual mode, the 10-speed delivers a class-leading level of driver control.²


A 150,000-MILE FLUID CHANGE INTERVAL results from a patented ultra-low-viscosity automatic transmission fluid (ATF) and high-efficiency filtration system. An off-axis variable displacement pump improves operating efficiency as well.



OPTIMIZE FUEL USAGE during city driving with Auto Start-Stop Technology, standard on F-150. It can shut off the engine when the truck comes to a complete stop, then restart it automatically when the brake is released. This feature will not intervene in tow/haul mode, 4-wheel drive (4WD), or in circumstances where the engine drives essential components.

AN INTEGRATED ELECTRIC PUMP works with Auto Start-Stop Technology to keep the transmission staged for seamless restarts and improved driving efficiency. Active Grille Shutters also contribute to efficiency by closing at cruising speed to reduce drag.

BUILT FORD TOUGH. A segment-exclusive combination of advanced materials that are durable and inhibit corrosion help the 2018 Ford F-150 deliver mightily on its Built Ford Tough® promise, delivering best-in-class towing and payload ratings.¹



THE STRONGEST FRAME EVER CREATED for F-150 is a fully boxed, modular foundation comprised of 78% high-strength steel. This highly rigid structure enhances stiffness and durability.

8 RUGGED CROSSMEMBERS (5 are through-welded) and large cross-section frame rails form the perfect foundation for our revolutionary truck body and cargo box.

WITH OVER 10 MILLION CUSTOMER-EQUIVALENT MILES OF TESTING, Ford F-150 is engineered for the long haul. Because this truck has already passed our toughest tests, it will be more than ready for yours.



HIGH-STRENGTH, MILITARY-GRADE, ALUMINUM ALLOY doesn't rust and resists corrosion. In other words, it's engineered to stand up to the punishment that happens back here. With more trucks on the road with 250,000 miles than any other brand, there's nothing tougher than Ford F-Series.²



A masterful mix of high-strength, military-grade, aluminum alloys works together with a unique frame structure to help reduce crush into the passenger compartment in certain front, side and rear impacts. A patented 12-sided design in the high-strength-steel front-frame horn improves front-impact protection, compared to a traditional rectangular design, by helping to dissipate crash energy. Additional through-welded crossmembers bolster side-impact protection.



FIRST-IN-CLASS INFLATABLE REAR SAFETY BELTS¹ for rear outboard passengers join 6 standard airbags to enhance occupant protection. To reduce injury risk in certain collisions, the fully inflated safety belt distributes crash energy across 5 times more of an occupant's body than a non-inflatable safety belt.

ROOF STRENGTH IS REINFORCED by a hydroformed roof rail supported by an extruded closed-section roof bow, while an extruded rocker reinforcement helps reduce cab intrusion in certain front and side impacts.

BETTER WARN YOUR HITCH. 13,200 LBS. CLASS-BEST TOWING.¹

Ready. Set. Tow. Equip F-150 with the 2nd-generation 3.5L EcoBoost® engine² and Max. Trailer Tow Package, and a class-best 13,200 lbs. max. towing capacity¹ is yours. Standard trailer sway control, BLIS® with trailer coverage,² and the stabilization benefits of an integrated trailer brake controller^{2,3} enhance towing confidence. To prevent you from rolling back on a grade, standard hill start assist momentarily maintains brake pressure until the engine produces enough torque to move F-150 uphill. After you're on the move, maintain a consistent speed on steep grades by locking out the upper gears using the progressive range select feature on both SelectShift® automatic transmissions. Both also feature tow/haul mode, for use when the truck is heavily loaded or when towing.



2018 F-150 | ford.com

LARIAT SuperCrew® 4x4. Blue Jeans. LARIAT Chrome Package. Max. Trailer Tow Package. Available equipment. ¹When properly configured. See Towing chart on page 33 for maximum ratings by configuration.

²Available feature. ³Trailer brake controller verified to be compatible with electrically actuated drum brakes and certain electric-over-hydraulic brake systems. See your Ford Dealer for details.







PRO TRAILER BACKUP ASSIST™^{1,2} makes backing up your trailer more intuitive and as easy as turning a knob. Simply rotate the knob left or right in the direction you want the trailer to go. The system then automatically steers the truck to turn the trailer the desired amount. You'll spend less time backing up, with improved confidence.



1



2



3



4



4

5



5

6



6

TRAILER-TOWING PROFICIENCY is possible with the smart towing technology of Ford F-150. Strategically placed cameras¹ help you see all around F-150. And when hooking up a trailer or navigating it through a crowded site, what you see can make all the difference.

1. While your sideview mirrors are your primary visual aid, Pro Trailer Backup Assist™^{1,2} features a rear view camera image³ that allows you to view trailer direction and help determine trailer placement.
2. Easily line up truck and trailer with the guidelines of dynamic hitch assist.³
3. Our 360-degree camera with Split-view Display^{1,2} works at low speeds in Forward and Reverse. Four cameras let you see all sides of F-150 on the 8" color screen¹ in the center stack.

4. Check pressure in each tire with the standard Individual Tire Pressure Monitoring System.⁴ You'll be notified through the productivity screen⁵ if any tire's pressure is low. A numerical value will even tell you how low.
5. A Smart Trailer Tow Connector¹ provides instrument cluster alerts about trailer connection status, along with lighting and trailer battery alerts and warnings.⁵ If something needs attention, you'll see it here.
6. Track towing information, such as trailer brake controller settings, vehicle pitch and steering angle, and profiles of up to 10 different trailers - including accumulated miles on each.⁵



Tough looks out for you. And in more ways than ever for 2018. New Pre-Collision Assist with Pedestrian Detection¹ can automatically apply F-150 brakes to help prevent a collision with a vehicle or pedestrian. Other driver-assist features¹ encourage your alertness. Sophisticated radar¹ warns you of vehicles in your blind spots. And a forward-facing camera¹ monitors your road position. They're constantly at your service as you tow, stay centered in or attempt to change lanes, and keep a preset distance from the vehicle in front.



NEW ADAPTIVE CRUISE CONTROL WITH

STOP-AND-GO¹ scans for slower vehicles in front of you. It can automatically adjust the speed of F-150 to maintain a preset gap from that vehicle. The system can be used at both high and low speeds, and can even follow the vehicle in front of you to a complete stop.

LANE-KEEPING SYSTEM^{1,2} monitors lane markings and can prompt you to steer back toward center if it detects F-150 drifting unintentionally out of its lane. A Driver Alert System¹ can even warn you in the message center if you could use a break from driving.

ELECTRIC POWER-ASSISTED STEERING supplies precise road feel. And because it uses an electric motor instead of a hydraulic pump, steering control can be programmed and utilized by F-150 systems such as segment-first Pro Trailer Backup Assist^{™1} and class-exclusive active park assist.¹

AVANCETRAC® WITH RSC® (Roll Stability Control^{™4}) helps keep all 4 wheels firmly planted by selectively applying individual brakes and modifying engine power – enhancing stability in a wide range of driving conditions.


CROSS-TRAFFIC ALERT¹ warns you of vehicles approaching from the sides while backing up at low speeds.

NEW PRE-COLLISION ASSIST WITH PEDESTRIAN DETECTION¹ can monitor the front of your vehicle's proximity to other vehicles and pedestrians. If a potential collision is detected, the system can alert you with visible and audible warnings. If it determines a collision is imminent, active braking may automatically apply full braking.³

CURVE CONTROL⁴ can actually sense when you're taking a turn too fast. When it does, the system can slow the truck's speed as much as 10 mph in about a second to help you maintain control.

BLIS® (BLIND SPOT INFORMATION SYSTEM) with trailer coverage^{1,5} warns you if it detects a vehicle in either of your blind spots while driving forward. Its range can be extended for F-150 to include a conventional trailer, once programmed into the system.

TRAILER SWAY CONTROL monitors the motions of F-150 when towing to detect trailer sway. If detected, the system selectively applies brakes⁴ as needed to help you maintain control of the truck and the trailer.



GET REALLY LOADED.

**CLASS-BEST 3,270 LBS.
MAX. PAYLOAD.¹**



Starting with 3 box sizes that range from 5.5' to 8', Ford F-150 carries the day at work sites and campsites across the nation. In fact, F-150 delivers best-in-class payload 3 times over. When equipped with the upgraded 5.0L V8 engine² and Heavy-Duty Payload Package, F-150 leads all competitors with 3,270-lb.¹ max. payload. Next up? A similarly equipped F-150 with the 2nd-generation 3.5L EcoBoost[®] engine² at 3,230-lb. max. payload.¹ Following that? F-150 equipped with the 2nd-generation 2.7L EcoBoost engine² and Payload Package at 2,470 lbs.¹ To access the cargo box, steps on all 3 sides² include deployable box side steps² for all box lengths.





1



2



3



4



5



6



7



8

INNOVATIVE CARGO BOX FEATURES on F-150 make accessing the 77.4 cu. ft. of cargo box volume¹ incredibly easy.

1. A new tailgate design features rugged "F-150" stamping on XL through KING RANCH® models.
2. Industry-first remote tailgate release¹ with power remote locking lets you lock, unlock and lower the tailgate – with your key fob.
3. A class-exclusive tailgate step¹ allows you to easily climb into and out of the cargo box. When not in use, it stows inside the tailgate.
4. LED cargo box lighting¹ illuminates the box with forward-facing LEDs. Turn them on with a switch in the bed or on the headlamp control in the cab. LED illumination helps you quickly find items, especially under a tonneau cover.¹
5. Extending to the end of the tailgate, the stowable bed extender¹ provides 18" of extra carrying space.
6. Class-exclusive stowable loading ramps¹ help you load ATVs and riding lawnmowers simply and easily – without having to lift them into the bed.
7. BoxLink™¹ features 4 removable and lockable premium cleats that provide additional tie-down points to help secure your cargo.
8. Light your worksite into the night with class-exclusive LED sideview mirror spotlights!¹



TOUGH NEVER LOOKED BETTER.





3 new leather trims make their F-150 debut this year. On LIMITED, Navy Pier leather makes it even more of a standout, trimming the heated and ventilated 10-way power multicontour front seats with Active Motion[®], as well as the heated steering wheel, center console lid and shifter knob. Genuine Dark Ash Swirl wood trim and Satin Aluminum accents complement the environment, as does Black carpeting with unique floor mats. On PLATINUM, new Dark Marsala leather trim does the honors. For KING RANCH[®], see the next page. For 2018, tough looks better than ever.



SIGNATURE SOUND

A new B&O PLAY™ Premium Audio System by HARMAN¹ features an AM/FM stereo, single-CD/MP3 player and 10 speakers. By incorporating specifically tailored speaker placement, tuning and calibration, the authentic B&O PLAY sound unlocks the power of your favorite music.



Kingsville, Texas, is home to the historic King Ranch.[®] New for 2018, Kingsville leather trim covers the KING RANCH heated and ventilated 10-way power front seats including power lumbar, and flow-through center console lid. Mesa leather trim graces the shifter knob and heated steering wheel. A new B&O PLAY™ Premium Audio System by HARMAN supplies the tunes, while the front and rear seat backs, carpeted floor mats, center console lid and even the wheels are branded with the legendary “Running W” KING RANCH logo. For standout style, add the KING RANCH Chrome Package with 20" chrome-like PVD wheels.



**FORDPASS™
SMARTPHONE APP³**

Your personal journey assistant
Find fuel and compare prices
Find, reserve and pay for parking
in select locations
Get help from our trained team
of Ford Guides – available 24/7



SYNC CONNECT^{2,4}

4G LTE Wi-Fi hotspot lets you connect
up to 10 devices

Powered by FordPass to:

- Locate your vehicle
- Remotely start, stop, lock or unlock it
- Check your fuel level and mileage



VOICE-ACTIVATED NAVIGATION²

Turn-by-turn directions
Vivid 3-D maps
Pinch-to-zoom touchscreen capability



**SIRIUSXM® TRAFFIC
& TRAVEL LINK^{2,7}**

Complimentary for 5 years
Real-time traffic updates
Fuel station locations and prices
Current and forecasted weather
Movie locations and showtimes
Sports scores



SYNC APPLINK^{2,6}

Voice control for your favorite
compatible mobile apps
Spotify® ▪ Pandora® ▪ and more



**ANDROID AUTO™
COMPATIBILITY⁵**

Talk to Google™ to interact with your
Android™ smartphone
Access your favorite music through
your apps
Utilize Waze™ or Google Maps™
for voice-guided navigation and
estimated travel time



**APPLE CARPLAY™
COMPATIBILITY⁵**

Use Siri to interact with your iPhone
Access your favorite songs and
playlists in Apple Music®
Use Apple Maps for voice-guided
navigation and estimated travel time

SYNC 3

STAY CONNECTED ON THE MOVE.

Imagine controlling calls, music and more with just a touch and your voice. SYNC® 3^{1,2} lets you keep your hands on the wheel while it quickly responds to your spoken requests. Or use the responsive touchscreen in the center of your instrument panel to access its many helpful features. Bring the power of Siri® into F-150 with Siri Eyes Free and your paired iPhone®. The system also features 2 smart-charging USB ports to help keep your devices powered up and ready to go.

2018 F-150 | ford.com

XLT SuperCab 4x4. Cloth-trimmed XLT Sport interior in Black. Available equipment. ¹Don't drive while distracted. Use voice-operated systems when possible; don't use handheld devices while driving. Some features may be locked out while the vehicle is in gear. Not all features are compatible with all phones. ²Available feature. ³Available via download and compatible with select smartphone platforms. Learn more at fordpass.com. Message and data rates may apply. ⁴Certain restrictions, 3rd-party terms, or message and data rates may apply. See footnote 2 on page 27 and your Ford Dealer for details. ⁵Requires phone with active data service and compatible software. SYNC does not control 3rd-party products while in use. 3rd parties are solely responsible for their respective functionality. ⁶Commands may vary by phone and AppLink software. ⁷Certain restrictions, 3rd-party terms, or message and data rates may apply. See footnote 2 on page 28 and your Ford Dealer for details.





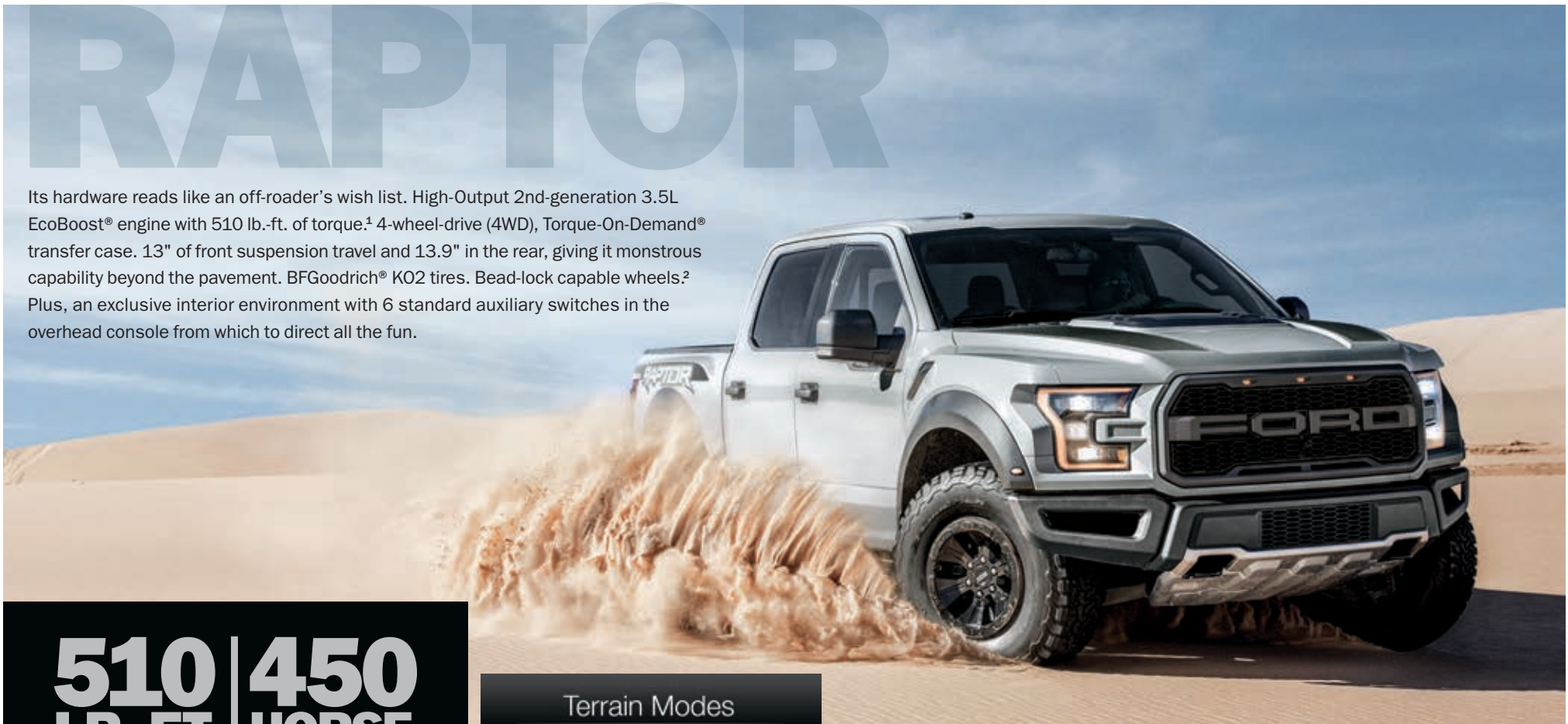
“FX4 Off Road” decals on your pickup box let everyone know you’re capable of serious, off-road travels. On XL through PLATINUM 4x4 models, the FX4 Off-Road Package equips your truck to get out there with an electronic-locking rear differential, underbody skid plates that help protect the front differential, transfer case and fuel tank, Hill Descent Control™ and off-road-tuned shock absorbers. Monitor the action from the driver’s seat on the off-road display in the productivity screen.

NAVIGATE TIGHT SPOTS ON THE TRAIL by utilizing the 360-degree camera with Split-view Display.¹ Four cameras give you a bird’s-eye view, helping you maneuver down narrow trails. To keep your view clear of dust and mud, the forward-facing camera includes a lens washer that’s activated whenever the windshield washers are used.



RAPTOR

Its hardware reads like an off-roader's wish list. High-Output 2nd-generation 3.5L EcoBoost® engine with 510 lb.-ft. of torque.¹ 4-wheel-drive (4WD), Torque-On-Demand® transfer case. 13" of front suspension travel and 13.9" in the rear, giving it monstrous capability beyond the pavement. BFGoodrich® KO2 tires. Bead-lock capable wheels.² Plus, an exclusive interior environment with 6 standard auxiliary switches in the overhead console from which to direct all the fun.



510 | **450**
LB.-FT. | **HORSE**
TORQUE¹ | **POWER¹**



SIX SELECTABLE DRIVE MODES of the Terrain Management System™ allow you to optimize RAPTOR to driving conditions. Three steering modes provide customized steering feedback as well.

3.0" FOX RACING SHOX™ feature 9-stage bypass damping. Internal bypass technology allows for variable damping rates based on wheel travel, providing exceptional off-road performance while also supplying a smooth on-road ride.

"2017 FOUR WHEELER PICKUP TRUCK OF THE YEAR." "RAPTOR is the truck equivalent of an amusement park thrill ride," say the editors of *FOUR WHEELER*.

SPECIAL EFFECTS. Red and Black merge in dramatic ways – inside and out – on XLT and LARIAT Special Edition Packages. Black running boards, unique bodyside and hood decals, 20" premium Tarnished Dark-painted aluminum wheels, plus dark headlamp housings and a dark honeycomb grille cast a menacing look at street level. Inside, unique accents, finishes and steering wheel complement the exclusive Special Edition Black seats with Red accents.

LARIAT SuperCrew® 4x4. Lead Foot. Special Edition Package. Available equipment.
Insets: LARIAT Special Edition hood graphic and interior trim.



STX APPEAL. Think confident capability – with a touch of swagger. Its monochromatic exterior, Black honeycomb grille with body-color surround, fog lamps, rear privacy glass, STX cargo box decals and 20" machined aluminum wheels define the signature STX look. Inside, you'll find unique Black Sport cloth 40/console/40 front seating, plus a flow-through center console and steering column-mounted gear shifter. Style that works always maintains its appeal.

STX SuperCab 4x4. Lightning Blue. Trailer tow mirrors. Available equipment.

X L



STANDARD

17" Silver steel wheels ■ Black grille, bumpers, mirror caps, and door and tailgate handles ■ Black front tow hooks (4x4) ■ Cloth 40/20/40 front seat



CHROME PACKAGE¹

17" Silver-painted aluminum wheels ■ Chrome bumpers ■ Fog lamps



SPORT PACKAGE¹

17" Silver-painted aluminum wheels ■ Body-color bumpers ■ Fog lamps ■ SPORT box decals (n/a with FX4 Off-Road Package)

X L T



STANDARD

17" Silver-painted aluminum wheels ■ Chrome grille ■ Chrome bumpers ■ Black front tow hooks (4x4) ■ Cloth 40/20/40 front seat



CHROME PACKAGE¹

18" chrome-like PVD wheels ■ 265/60R18 BSW all-season tires (4x2) ■ 275/65R18 OWL all-terrain tires (4x4) ■ Chrome grille with silver accents ■ Chrome front tow hooks (4x4), door and tailgate handles, step bars and exhaust tip ■ Available on SuperCab and SuperCrew[®]



SPORT PACKAGE¹

18" 6-spoke machined aluminum wheels with Magnetic-painted pockets ■ 265/60R18 BSW all-season tires (4x2) ■ 275/65R18 OWL all-terrain tires (4x4) ■ Magnetic grille and step bars ■ Body-color bumpers, wheel-lip moldings, and door and tailgate handles ■ SPORT box decals (n/a with FX4 Off-Road Package) ■ Chrome exhaust tip ■ Unique finish on instrument panel, media bin lid and doors ■ Black leather-wrapped steering wheel ■ XLT sport cloth 40/console/40 front bucket seats with flow-through center console and floor shifter ■ Available on SuperCab and SuperCrew



SPECIAL EDITION PACKAGE¹

20" Premium Tarnished Dark-painted aluminum wheels ■ 275/55R20 BSW all-season tires (4x2) ■ 275/55R20 BSW all-terrain tires (4x4) ■ Black honeycomb grille with body-color surround ■ Dark headlamp housings ■ Body-color bumpers, wheel-lip moldings, and door and tailgate handles ■ Unique bodyside and hood decals ■ Unique fender and tailgate badging ■ Chrome exhaust tip ■ Black running boards ■ Black leather-wrapped steering wheel with Red stitching ■ Unique finish on instrument panel, media bin lid and doors ■ XLT Special Edition Black sport cloth 40/console/40 front seats with Red stitching with flow-through center console and floor shifter ■ Available on SuperCab and SuperCrew; requires Sport Package

S T X



STX PACKAGE¹

20" machined aluminum wheels with Flash Gray-painted pockets ■ 275/55R20 BSW all-season tires (4x2) ■ 275/55R20 BSW all-terrain tires (4x4) ■ Black honeycomb grille with body-color surround ■ Body-color bumpers ■ Fog lamps ■ STX box decals (n/a with FX4 Off-Road Package) ■ SYNC[®] 3 with 8" color LCD capacitive touchscreen in center stack and 2 smart-charging USB ports ■ STX Black sport cloth 40/console/40 front bucket seats with flow-through center console and steering column-mounted shifter ■ Manual driver and front-passenger lumbar ■ Front seat back map pockets ■ Rear privacy glass ■ Rear-window defroster ■ Available on XL SuperCab and SuperCrew; requires Sport Package



XLT SuperCrew 4x4. Cloth-trimmed interior in Medium Earth Gray. Available equipment.



STX SuperCrew 4x4. Unique cloth-trimmed interior in Black. Available equipment.



LARIAT



STANDARD

18" machined aluminum wheels with Flash Gray-painted pockets ▪ Chrome grille ▪ Chrome bumpers ▪ Black front tow hooks (4x4) ▪ Body-color sideview mirror caps, wheel-lip moldings, and door and tailgate handles ▪ Leather-trimmed 40/20/40 front seats



CHROME PACKAGE¹

18" chrome-like PVD wheels ▪ Chrome grille with silver accents ▪ Chrome front tow hooks (4x4), sideview mirror caps, door and tailgate handles, angular step bars, and exhaust tip



SPORT PACKAGE¹

18" 6-spoke machined aluminum wheels with Magnetic-painted pockets ▪ Body-color grille ▪ Body-color bumpers ▪ Magnetic angular step bars ▪ SPORT box decals (n/a with FX4 Off-Road Package) ▪ Chrome exhaust tip ▪ Unique finish on instrument panel, media bin lid and doors ▪ 40/console/40 front bucket seats with flow-through center console and floor shifter



SPECIAL EDITION PACKAGE¹

20" premium Tarnished Dark-painted wheels ▪ 275/55R20 BSW all-season tires (4x2) ▪ 275/55R20 BSW all-terrain tires (4x4) ▪ Dark Foundry honeycomb grille with body-color surround ▪ Dark headlamp housings ▪ Body-color bumpers, and door and tailgate handles ▪ Unique bodyside and hood decals ▪ Unique fender and tailgate badging ▪ Black running boards ▪ Chrome exhaust tip ▪ Black leather-wrapped steering wheel with Red stitching ▪ Unique finish on instrument panel, media bin lid and doors ▪ LARIAT Special Edition Black leather-trimmed 40/console/40 front bucket seats with Red accents with flow-through center console and floor shifter ▪ Available on SuperCrew[®]; requires Sport Package

KING RANCH



STANDARD

18" machined aluminum wheels with Flash Gray-painted pockets ▪ Chrome grille with accent-color mesh ▪ Stone Gray bumpers and wheel-lip moldings ▪ Black front tow hooks (4x4) ▪ Two-tone paint with Stone Gray lower accent ▪ Body-color sideview mirror caps and door and tailgate handles ▪ Chrome exhaust tip ▪ Leather-trimmed 40/console/40 front bucket seats with flow-through center console and floor shifter



CHROME PACKAGE¹

20" chrome-like PVD wheels ▪ 275/55R20 BSW all-season tires (4x2) ▪ 275/55R20 OWL all-terrain tires (4x4) ▪ Chrome bumpers, front tow hooks (4x4), sideview mirror caps, and door and tailgate handles ▪ Bright beltline moldings ▪ Satin-aluminum tailgate appliqué



MONOCHROME PACKAGE¹

Monochromatic paint ▪ Body-color wheel-lip moldings ▪ Requires KING RANCH[®] Chrome Package



LARIAT SuperCrew 4x4. Leather-trimmed interior in Medium Light Camel. Available equipment.



KING RANCH SuperCrew 4x4. Leather-trimmed interior in Kingsville. Available equipment.

PLATINUM



STANDARD

20" polished aluminum wheels ▪ Satin-aluminum grille with silver mesh ▪ Body-color bumpers and wheel-lip moldings ▪ Chrome front tow hooks (4x4), sideview mirror caps, door and tailgate handles, and exhaust tip ▪ Bright beltline moldings ▪ Power-deployable running boards ▪ Satin-aluminum tailgate appliqué ▪ Leather-trimmed multicontour 40/console/40 front bucket seats with Active Motion,¹ flow-through center console and floor shifter



PLATINUM SuperCrew[®] 4x4. Leather-trimmed interior in Dark Marsala. Available equipment.

RAPTOR



STANDARD

17" cast-aluminum wheels ▪ Magnetic-painted FORD grille with Black mesh ▪ Black headlamp and taillamp housings ▪ Magnetic front performance bumper ▪ Black front and rear tow hooks ▪ Heavy-duty front and engine skid plates ▪ Flared front fenders with air extractors, flared pickup box outers, and hood with air extractors ▪ Black sideview mirror caps and door and tailgate handles ▪ Unique front and rear wheel-lip moldings ▪ Integrated clearance lamps ▪ Cast-aluminum low-profile running boards ▪ Dual exhaust with dual tailpipes under the rear bumper ▪ Magnetic rear bumper ▪ RAPTOR Black cloth 40/console/40 front bucket seats with unique seat back bolsters and flow-through center console and floor shifter ▪ Steering wheel-mounted paddle shifters ▪ 6 upfitter switches located in the overhead console

INTERIOR COLOR ACCENT PACKAGE¹

Aluminum dash panels ▪ Unique finish on instrument panel and doors ▪ Unique Black leather-trimmed seats with Orange accents

LIMITED



STANDARD

22" polished aluminum wheels ▪ LIMITED hood lettering ▪ Satin-aluminum grille with chrome accents ▪ Body-color bumpers, sideview mirror caps, and wheel-lip moldings ▪ Chrome front tow hooks (4x4) ▪ Satin-aluminum door and tailgate handles and exhaust tip ▪ Bright beltline moldings ▪ Power-deployable running boards ▪ Satin-aluminum tailgate appliqué ▪ Leather-trimmed multicontour 40/console/40 front bucket seats with Active Motion, flow-through center console and floor shifter



LIMITED SuperCrew 4x4. Leather-trimmed interior in Navy Pier. Available equipment.



RAPTOR SuperCrew 4x4. Leather-trimmed interior in Black with Dark Earth Gray accents. Available equipment.



RAPTOR SuperCrew 4x4. Leather-trimmed interior in Black with Orange accents. Available equipment.

STANDARD FEATURES

Mechanical

2-stage variable-rate leaf spring rear suspension
 2-ton mechanical jack (heavy-duty on RAPTOR)
 4-pin trailer tow wiring with ball-mounting provisions in rear bumper
 4-wheel vented disc brakes with Anti-Lock Brake System (ABS) and electronic brakeforce distribution (EBD)
 100,000-mile tune-up interval (under normal driving conditions with routine fluid and filter changes)
 Active Grille Shutter System (upper shutters with 3.3L Ti-VCT V6 and 5.0L Ti-VCT V8; upper and lower shutters with 2.7L EcoBoost® and 3.5L EcoBoost)
 Auto Start-Stop Technology
 Dual-note horn
 Easy Fuel® capless fuel filler
 Electric power-assisted rack-and-pinion steering
 Fail-Safe Engine Cooling System
 Front stabilizer bar
 Fully boxed steel frame
 Long-spindle, double-wishbone, coil-over-shock, independent front suspension
 Spare wheel and tire with lock and rear under-frame carrier

Driver-Assist Technology

Autolamp automatic on/off headlamps with rainlamp feature
 Hill start assist

Interior

12V powerpoint in front
 Air conditioning
 Assist/grab handles – Driver and right-front passenger
 Assist/grab handles – Rear outboard positions (SuperCrew®)
 Cabin air filter
 Coat hooks (2)
 Cupholders – 2 in front and 1 in each front-door map pocket
 Driver and front-passenger sun visors
 Gauges for fuel, oil pressure, transmission and engine coolant temperature; tachometer; speedometer; and odometer
 LED front dome/map lights
 Outside temperature display

Exterior

Black pickup box top and tailgate moldings
 Center high-mounted stop lamp with integrated cargo lamp
 Configurable daytime running lamps
 Intermittent windshield wipers
 Lockable and removable tailgate
 Pickup box with 4 cargo tie-down hooks

Safety & Security

Personal Safety System™ for driver and right-front passenger includes dual-stage front airbags,¹ safety belt pretensioners, safety belt energy-management retractors, safety belt usage sensors, driver's seat position sensor, crash severity sensor, restraint control module and Front-Passenger Sensing System
 Front-seat side airbags¹ and Safety Canopy® System with side-curtain airbags¹ and rollover sensor
 3-point safety belts in front (all models) and rear (SuperCab and SuperCrew)
 AdvanceTrac® with RSC® (Roll Stability Control™) and Curve Control
 Alert chimes for headlamps-on, key-in-ignition and front safety belts

Belt-Minder® front safety belt reminder
 Brake/shift interlock
 Fuel pump inertia shutoff
 Individual Tire Pressure Monitoring System (excludes spare)
 LATCH – Lower Anchors and Tether Anchors for Children
 Rear view camera with dynamic hitch assist
 SecuriLock® Passive Anti-Theft System
 Side-intrusion door beams (front all models; front and rear on SuperCrew)
 SOS Post-Crash Alert System™
 Trailer sway control

POWER TRAINS

	3.3L Ti-VCT V6 FFV	2.7L EcoBoost V6	5.0L Ti-VCT V8 FFV	3.5L EcoBoost V6	High-Output 3.5L EcoBoost V6
Horsepower	290 @ 6,500 rpm	325 @ 5,000 rpm	395 @ 5,750 rpm	375 @ 5,000 rpm	450 @ 5,000 rpm ⁸
Torque	265 lb.-ft. @ 4,000 rpm	400 lb.-ft. @ 2,750 rpm	400 lb.-ft. @ 4,500 rpm	470 lb.-ft. @ 3,500 rpm	510 lb.-ft. @ 3,500 rpm ⁸
EPA-estimated ratings ²	19 city/25 hwy/22 combined mpg	20 city/26 hwy/22 combined mpg	17 city/23 hwy/19 combined mpg	18 city/25 hwy/21 combined mpg	15 city/18 hwy/16 combined mpg
Electronic fuel injection	Port fuel/direct-injection (PFDI)	Port fuel/direct-injection (PFDI)	Port fuel/direct-injection (PFDI)	Port fuel/direct-injection (PFDI)	Port fuel/direct-injection (PFDI)
Induction system	Naturally aspirated	Twin-turbocharged intercooled	Naturally aspirated	Twin-turbocharged intercooled	Twin-turbocharged intercooled
Recommended fuel	Regular unleaded or E85	Regular unleaded	Regular unleaded or E85	Regular unleaded	Regular unleaded
Transmission	6-speed SelectShift® automatic with selectable drive modes	10-speed SelectShift automatic with progressive range select and selectable drive modes	10-speed SelectShift automatic with progressive range select and selectable drive modes	10-speed SelectShift automatic with progressive range select and selectable drive modes	10-speed SelectShift automatic with tow/haul and Terrain Management System™
Standard availability	XL ³ , XLT ³	XL ⁴ , XLT ⁴ , LARIAT ⁵	XL ⁶ , XLT ⁶ , LARIAT ⁶ , KING RANCH ⁶ , PLATINUM	LIMITED	RAPTOR
Optional availability		XL ⁵ , XLT ⁵	XL, XLT, LARIAT	XL ⁷ , XLT ⁷ , LARIAT, KING RANCH PLATINUM	



XL	XLT	LARIAT	KING RANCH®	PLATINUM	LIMITED	RAPTOR		XL	XLT	LARIAT	KING RANCH	PLATINUM	LIMITED	RAPTOR		XL	XLT	LARIAT	KING RANCH	PLATINUM	LIMITED	RAPTOR		
Mechanical							Driver-Assist Technology							Seating										
S	S	S	S	S	S		Axle - Rear, 3.15 non-limited-slip ¹			P	P	P	S	O	360-degree camera with Split-view Display ¹	S								2-way adjustable driver and right-front-passenger head restraints
S	S	S	S	S	S		Axle - Rear, 3.31 non-limited-slip ¹			P	P	P	S		Active park assist									4-way adjustable driver and right-front-passenger head restraints
S	S	S					Axle - Rear, 3.55 non-limited-slip ¹			O	O	P	S	P	Adaptive Cruise Control with Stop-and-Go and Pre-Collision Assist with Pedestrian Detection ¹	P	S	S	S	S	S	S	40/20/40 front seat with folding armrest with storage	
%	%						Axle - Rear, 3.73 non-limited-slip ¹								BLIS® (Blind Spot Information System) with trailer coverage and cross-traffic alert ¹ (includes LED taillamps on XLT and LARIAT)	S	S	S					40/console/40 front bucket seats with flow-through console ¹	
O	O	O	O	O	O		Axle - Rear, 3.15 electronic-locking ¹		O	P	P	S	S	O	Hill Descent Control™ (includes Off-Road Mode on RAPTOR)	O	O	O	S				Multicontour 40/console/40 front bucket seats with Active Motion® and flow-through console	
O	O	O	O	O	O		Axle - Rear, 3.31 electronic-locking ¹								Lane-Keeping System				P	S	S		2-way manual driver and right-front-passenger	
O	O	O	O	O	O		Axle - Rear, 3.55 electronic-locking ¹		P	P	P	P	P	S	Pro Trailer Backup Assist™ with trailer hookup lamp ¹	S							2-way manual driver and right-front-passenger with manual lumbar	
O	O	O	O	O	O		Axle - Rear, 3.73 electronic-locking ¹			P	P	P	S	P	Rain-sensing windshield wipers	P	S						10-way power driver (includes power lumbar) and 2-way manual right-front-passenger (with manual lumbar)	
						S	Axle - Rear, 4.10 electronic-locking								Reverse Sensing System ¹								Heated and ventilated driver and right-front-passenger seats with memory driver's seat ¹	
						O	Axle - Front, 4.10 with TORSEN® differential		P	P	P	P	P	O	SYNC® Voice Recognition Communications and Entertainment System with 4.2" color LCD screen in center stack, 911 Assist,® AppLink,® and 1 smart-charging USB port								Front center underseat storage	
S	S	S	S	S	S		Drivetrain - 4x2				P	S	S	S	P	SYNC 3 with 8" color LCD capacitive touchscreen in center stack, 911 Assist, AppLink, Apple CarPlay™ compatibility, Android Auto™ compatibility, and 2 smart-charging USB ports	S	S					60/40 split one-touch flip-up rear seat (SuperCab and SuperCrew)	
O	O	O	O	O	O	S	Drivetrain - 4x4		O	O	O	S	S	S	S	SYNC Connect ² embedded 4G LTE modem powered by FordPass™ App ³ (includes Wi-Fi hotspot capability; Wi-Fi hotspot capability n/a on RAPTOR) ¹							60/40 split one-touch flip-up rear seat with underseat storage (SuperCrew includes folding armrest with cupholders)	
S	S	S	S	S	S		Fuel tank - 23-gallon ¹ (Regular Cab and SuperCab)		P	S						P	S	S	S	S	P		Heated rear outboard seats ¹ (SuperCrew)	
S	S	S	S	S	S		Fuel tank - 26-gallon ¹ (SuperCrew® and RAPTOR SuperCab)																Trim - Cloth front and rear	
O	O	O	O	O	O	S	Fuel tank - Extended-range 36-gallon capacity ¹ (standard on RAPTOR SuperCrew)		P	O	S	S	S	S	P								Trim - Leather-trimmed front with vinyl rear on SuperCab; leather-trimmed rear on SuperCrew	
						S	Long-travel front suspension with unique front upper and lower control arms and unique tie-rods									S	S						Trim - Vinyl front and rear ¹	
S	S	S	S	S	S		Parking brake - Electronic		O	O	S	S	S	O										
S	S	S	S	S	S		Parking brake - Mechanical																	
S	S	S	S	S	S		Shocks - Gas-pressurized twin-tube front and staggered, outboard-mounted rear shock absorbers																	
						S	Shocks - Front and rear high-performance off-road, FOX Racing Shox™																	
O	O	O	S	S	S	O	Trailer brake controller ¹																	
S	S						Transfer case - Electronic shift-on-the-fly (ESOF) with neutral towing capability (4x4)																	
		S	S	S	S		Transfer case - 2-speed automatic 4WD with neutral towing capability (4x4; includes mechanical-locking 4WD on RAPTOR)																	

¹Restrictions may apply. See your dealer for details. ²SYNC Connect includes complimentary 5-year subscription for remote features, excluding Wi-Fi hotspot, and starts with vehicle sale date. Subscription is subject to compatible 4G network availability. Certain restrictions, 3rd-party terms, or message and data rates may apply. Evolving technology/cellular networks may affect future functionality. Wi-Fi hotspot includes complimentary wireless data trial that begins upon AT&T activation and expires at the end of 3 months or when 3GB of data is used, whichever comes first, but cannot extend beyond the complimentary 5-year subscription period for remote features. To activate, go to www.att.com/ford. ³FordPass smartphone app, for use with SYNC Connect, is available via download and compatible with select smartphone platforms. FordPass is on the App Store® and Google Play™. Learn more at fordpass.com. Message and data rates may apply.



XL	XLT	LARIAT	KING RANCH®	PLATINUM	LIMITED	RAPTOR		XL	XLT	LARIAT	KING RANCH	PLATINUM	LIMITED	RAPTOR		XL	XLT	LARIAT	KING RANCH	PLATINUM	LIMITED	RAPTOR		
							Interior																	
S							AM/FM stereo (includes 4 speakers on Regular Cab and 6 speakers on SuperCab and SuperCrew®)	P	S	S	S	S	S	P		0	0	0	0	0	0	0		Box side steps ¹
O	S	S					AM/FM stereo/single-CD player ¹ (includes 4 speakers on Regular Cab and 6 speakers on SuperCab and SuperCrew)																	BoxLink™ with 4 premium locking cleats
		O	S	S	S	P	B&O PLAY™ Premium Audio System by HARMAN with HD Radio™ single-CD/MP3 player, and 10 speakers including subwoofer ¹	P	S	S	S	S	S	S		S								Bright beltline moldings
	O	O	S	S	S	O	Voice-activated Navigation System with pinch-to-zoom capability, and integrated SiriusXM® Traffic and Travel Link® services with 5-year subscription ^{1,2}	P	S	S	S	S	S	S		P	S	S	P					Bumpers – Black
O	P	S	S	S	S	S	SiriusXM Radio with 6-month All Access trial subscription ^{1,2}	P	S	S	S	S	S	S		P	S	S	P					Bumpers – Chrome
O	O					O	Audio Upgrade by KICKER® includes 8" subwoofer with an integrated 100-watt digital amplifier ¹ (SuperCab and SuperCrew)	O	O							P	P	P		S	S			Bumpers – Stone Gray
S	S						2.3" productivity screen in instrument cluster	S																Bumpers – Body-color
P	P					S	4.2" productivity screen in instrument cluster	P	O	S	S	S	S	O										Bumpers – Magnetic
S	S					S	8" productivity screen in instrument cluster	O	O	O	O	O	O	O										Cab steps – Black step bars ¹ (Regular Cab)
O	O	S	S	S	S	S	4.2" screen with audio controls in center stack	S	S	S														Cab steps – Black platform running boards ¹
O	O	O	S	S	S	S	110V/400W power outlet ¹ (1 on center stack with 40/20/40 front seat; 1 additional on back of center console with front bucket seats with flow-through center console; SuperCab and SuperCrew)		P	S	S	S	P											Cab steps – Accent-color 6" angular step bars
	S	S	S	S	S	S	Accessory delay for power features	S	S															Cab steps – Cast-aluminum low-profile running boards
		S	S	S	S	P	Ambient lighting	P	O	S	S	S	S											Cab steps – Chrome step bars ¹
O	O	S	S	S	S	S	Auto-dimming rearview mirror ¹	O	O	O	O	O	O											Cab steps – Chrome angular step bars ¹
S							Auxiliary audio input jack (n/a with SYNC®)	S	S	S														Cab steps – Power-deployable running boards ¹
P	S	S	S	S	S	S	Cruise control	O	O	O	O	O	O			S	S							Door and tailgate handles – Black
							Door-sill scuff plates – Metallic insert with KING RANCH lettering and running "W" logo			P	S	S	S	P										Door and tailgate handles – Body-color
							Door-sill scuff plates – Metallic insert with PLATINUM lettering																	Door and tailgate handles – Chrome
							Door-sill scuff plates – Metallic insert with illuminated LIMITED lettering	S		P	S	S	S	P										Door and tailgate handles – Satin-aluminum
							Door-sill scuff plates – Metallic insert with FORD PERFORMANCE lettering	S	S															Exhaust – Chrome tip
		S	S	S	S	P	Dual-zone electronic automatic temperature control			S	S	S	S											Exhaust – Satin-aluminum tip
O	O	O	O	O	O	S	Floor liners ¹																	Exhaust – Dual with dual tailpipes
S	O						Flooring – Black vinyl ¹	O	O	O	O	O	O	O										Fog lamps – Halogen ¹
O	S	S	S	S	S	S	Flooring – Color-coordinated carpet ¹	O	O	O	O	O	O	O										Fog lamps – LED
O	S	S	S	S	S	S	Flooring – Color-coordinated carpeted floor mats ¹	O	O	O	O	O	O	O										Ford Telematics™ powered by Telogis® ^{1,3} – Fleet-tracking system (includes 1 year of service)
																								Front license plate bracket (standard where required)
																								Grille – Black
																								Grille – Chrome
																								Grille – Chrome with accent-color mesh
																								Grille – Satin-aluminum with silver mesh
																								Grille – Satin-aluminum with chrome accents
																								Grille – Magnetic-painted FORD insert and surround with Black mesh
																								Headlamps – Halogen
																								Headlamps – Quad-beam LED with auto high beams
																								Headlamps – Quad-beam LED

¹Restrictions may apply. See your dealer for details. ²After your trial period ends, SiriusXM audio and data services each require a subscription, sold separately, or as a package, by Sirius XM Radio Inc. See SiriusXM Customer Agreement for complete terms at www.siriusxm.com. All fees and programming subject to change. Trial subscriptions not available in AK and HI. ³Ford Licensed Accessory.



XL	XLT	LARIAT	KING RANCH®	PLATINUM	LIMITED	RAPTOR		XL	XLT	LARIAT	KING RANCH	PLATINUM	LIMITED	RAPTOR	
							Equipment Groups (continued)	0	0						2.7L EcoBoost® Payload Package ² : 3.73 electronic-locking rear axle and 9.75" gearset
			0				Equipment Group 701A: Technology Package (see content under Packages) + Adaptive Cruise Control with Stop-and-Go and Pre-Collision Assist with Pedestrian Detection + tailgate step with step, grab bar and tailgate lift assist	0	0	0					Heavy-Duty Payload Package² : 3.73 electronic-locking rear axle, 9.75" gearset, 36-gallon fuel tank, upgraded springs, auxiliary transmission oil cooler, 17" silver heavy-duty steel wheels with LT245/70R17E BSW all-terrain tires on XL, and 18" silver heavy-duty aluminum wheels with LT275/65R18C OWL all-terrain tires on XLT and LARIAT
							0 Equipment Group 801A: 10-way power driver and front-passenger seats with heat + leather-trimmed seats + power-adjustable pedals + power-sliding rear window with privacy tint and defroster + SYNC® 3 + Magnetic-painted tailgate appliqué with FORD lettering	0	0	S	S	S	S		Class IV Trailer Hitch² (towing capability up to 6,000 lbs. with the 3.3L Ti-VCT V6 and 2.7L EcoBoost engines; towing capability up to 7,000 lbs. with the 3.5L EcoBoost and 5.0L V8 engines); 4-pin/7-pin wiring harness, Class IV trailer hitch receiver and Smart Trailer Tow Connector
							0 Equipment Group 802A: includes all content of 801A + 4.10 front axle with TORSEN® differential + heated and ventilated front seats with memory driver's seat + 360-degree camera + Advanced Security Pack (includes SecuriLock® Passive Anti-Theft System and inclination/intrusion sensors) + ambient lighting + BLIS® (Blind Spot Information System) with trailer coverage and cross-traffic alert + dual-zone electronic automatic temperature control + SYNC Connect ¹ + inflatable rear safety belts in outboard seating positions (SuperCrew®) + trailer brake controller + LED box lighting + power-adjustable pedals with memory + Intelligent Access with push-button start + power-folding sideview mirrors with power, heated glass, memory, integrated turn signal indicators, high-intensity LED security approach lamps, LED spotlights, driver's side auto-dimming feature, and body-color caps + body-color door and tailgate handles + power-tilt/-telescoping steering column with memory + heated steering wheel + Pro Trailer Backup Assist™ + Remote Start System + remote tailgate release + B&O PLAY™ Premium Audio System with HD Radio™ + universal garage door opener + 8" productivity screen in instrument cluster + voice-activated Navigation System	0					S		Trailer Tow Package² (required for towing up to 11,100 lbs.): 4-pin/7-pin wiring harness, auxiliary transmission oil cooler, Class IV trailer hitch receiver, Smart Trailer Tow Connector, and upgraded front stabilizer bar
								0	0	0	0	0	0		Trailer Tow Package² + Pro Trailer Backup Assist with trailer hookup lamp
								0							Max. Trailer Tow Package² (required for towing up to 13,200 lbs.; requires 3.5L EcoBoost engine): 3.55 electronic-locking rear axle (3.73 with Heavy-Duty Payload Package), 4-pin/7-pin wiring harness, 36-gallon fuel tank, auxiliary transmission oil cooler, engine oil cooler, Class IV trailer hitch receiver, Smart Trailer Tow Connector, trailer brake controller, upgraded front stabilizer bar, and upgraded rear bumper
								0	0	0	0	0			Max. Trailer Tow Package² + Pro Trailer Backup Assist with trailer hookup lamp
								0	0	0					Snow Plow Prep Package² (4x4; requires 5.0L V8 engine): preselected springs and snow plow mode with dash-mounted button (replaces standard 2-speed automatic 4WD with ESOF on LARIAT)
								0	0	0	0				CNG/Propane Gaseous Engine Prep Package² (requires 5.0L V8 engine): hardened engine intake valves and valve seats
														0	Carbon Fiber Package² : carbon fiber dash, media bin lid, shift knob and door-trim appliques
														0	Exterior Graphics Package: box side RAPTOR graphics
														0	Hood Graphics Package
														0	RAPTOR Technology Package² : Lane-Keeping System, auto high-beam headlamps, rain-sensing windshield wipers, and Adaptive Cruise Control with Stop-and-Go and Pre-Collision Assist with Pedestrian Detection
	0						Packages								
							XLT Power Equipment Group² : 110V/400W power outlet (1 on center stack with 40/20/40 front seat; 1 additional on back of center console with front bucket seats and flow-through center console), power-sliding rear window with privacy glass and defroster, and LED box lighting								
			0	0	0	S	Technology Package² : Lane-Keeping System, active park assist, and 360-degree camera with Split-view Display								
0	0	0	0	0			FX4 Off-Road Package² (4x4): electronic-locking rear axle, FX4 Off-Road box decals, Hill Descent Control™ off-road-tuned shock absorbers, and skid plates for fuel tank, transfer case and front differential								



Regular Cab³

Available:
XL, XLT



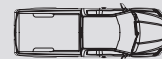
SuperCab

Available:
XL, STX, XLT, LARIAT, RAPTOR



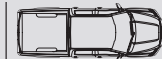
SuperCrew⁴

Standard:
KING RANCH, PLATINUM, LIMITED
Available:
XL, STX, XLT, LARIAT, RAPTOR



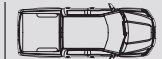
8' Box Size

Available:
XL, XLT, LARIAT



6 1/2' Box Size

Available:
XL, STX, XLT, LARIAT, KING RANCH, PLATINUM



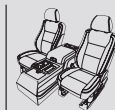
5 1/2' Box Size

Standard:
LIMITED, RAPTOR
Available:
XL, STX, XLT, LARIAT, KING RANCH, PLATINUM



40/20/40 split front seat

Standard:
XL, XLT, LARIAT



40/console/40 front bucket seats

Standard:
STX
Available:
XL, XLT



40/console/40 front bucket seats with floor shifter


Standard:
KING RANCH, PLATINUM, LIMITED, RAPTOR
Available:
XLT, LARIAT

¹SYNC Connect includes complimentary 5-year subscription for remote features, excluding Wi-Fi hotspot, and starts with vehicle sale date. Subscription is subject to compatible 4G network availability. Certain restrictions, 3rd-party terms, or message and data rates may apply. Evolving technology/cellular networks may affect future functionality. Wi-Fi hotspot includes complimentary wireless data trial that begins upon AT&T activation and expires at the end of 3 months or when 3GB of data is used, whichever comes first, but cannot extend beyond the complimentary 5-year subscription period for remote features. To activate, go to www.att.com/ford. ²Restrictions may apply. See your dealer for details. ³Not available with 5.5' box. ⁴Not available with 8.0' box.



WHEELS / TIRES | S: Standard O: Optional P: Package Content

	XL	XL T	LARIAT	KING RANCH®	PLATINUM	LIMITED	RAPTOR	
1	S							17" Silver Steel
2	P							17" Silver Heavy-Duty Steel (Heavy-Duty Payload Package)
3	P							17" Silver-Painted Aluminum (Chrome and Sport Packages)
	S							17" Silver-Painted Aluminum
4	O							18" Silver Heavy-Duty Aluminum ¹ (requires Heavy-Duty Payload Package)
	P	P						18" Silver Heavy-Duty Aluminum (Heavy-Duty Payload Package)
5		S						18" Machined Aluminum with Flash Gray-Painted Pockets
6	P	P						18" 6-Spoke Machined Aluminum with Magnetic-Painted Pockets (Sport Package)
7	P	P						18" Chrome-Like PVD (Chrome Package)
8	P							20" Machined Aluminum with Flash Gray-Painted Pockets (STX Package)
	O	O						20" Machined Aluminum with Flash Gray-Painted Pockets ¹
9	O	O						20" 6-Spoke Premium-Painted Aluminum (requires Sport Package)
10	O	O						20" Chrome-Like PVD (requires Chrome Package)
11	P	P						20" Premium Tarnished Dark-Painted Aluminum (Special Edition Package)
12			S					18" Machined Aluminum with Flash Gray-Painted Pockets
13			O					20" Machined Aluminum with Light Caribou-Painted Pockets ¹
14			P					20" Chrome-Like PVD (Chrome Package)
15				S				20" Polished Aluminum
16					S			22" Polished Aluminum
17					S			17" Cast-Aluminum
18					O			17" Forged Aluminum Bead-Lock Capable
	S	S						245/70R17 BSW All-Season (4x2)
	S	S						265/70R17 OWL (4x4)
	P							LT245/70R17e BSW All-Terrain (Heavy-Duty Payload Package)
	O	O						LT245/70R17e BSW All-Terrain (requires FX4 Off-Road Package)
	P							265/60R18 BSW All-Season (4x2) (Chrome and Sport Packages)
		S	S					265/60R18 BSW All-Season (4x2)
	P							275/65R18 OWL (4x4) (Chrome and Sport Packages)
		S	S					275/65R18 OWL All-Terrain (4x4)
	O	P	P					LT275/65R18C OWL All-Terrain ¹ (Heavy-Duty Payload Package)
	O	O	O					LT275/65R18C OWL All-Terrain (requires FX4 Off-Road Package)
	P	O	O	O	S			275/55R20 BSW All-Season ¹ (4x2)
	P	O	O	O	S			275/55R20 BSW All-Terrain ¹ (4x4)
	O	O	O					275/55R20 OWL All-Terrain ¹ (4x4)
					S			275/45R22 BSW All-Season
					S			LT315/70R17 BSW All-Terrain




EXTERIORS / INTERIORS

	Two-Tone	XL	XL SPORT	STX	XLT	XLT SPORT	LARIAT	LARIAT SPORT
White Platinum Metallic Tri-coat ¹	■						8 9 10	
Oxford White	■ ■	1 2	1 2	3	4 5	6 7	8 9 10	10 11
Ingot Silver ²	■	1 2	1 2	3	4 5	6 7	8 9 10	10 11
White Gold ²	■				5		9 10	
Stone Gray ²		1 2			4 5		8 9 10	
Magma Red ²	■		1 2	3	4 5	6 7	8 9 10	10 11
Race Red ³	■	1 2	1 2	3	4 5	6 7	8 9 10	10 11
Ruby Red Metallic Tinted Clearcoat ¹	■ ■				4 5	6 7	8 9 10	10 11
Lightning Blue ²	■	1 2	1 2	3	4 5	6 7		10 11
Blue Jeans ²	■ ■	1 2	1 2	3	4 5		8 9 10	
Lead Foot ^{4,5}			1 2			6 7		10 11
Guard ²	■ ■				4 5		8 9 10	
Magnetic ²		1 2	1 2	3	4 5	6 7	8 9 10	10 11
Shadow Black	■ ■	1 2	1 2	3	4 5	6 7	8 9 10	10 11

	Two-Tone	KING RANCH®	PLATINUM	LIMITED	RAPTOR
White Platinum Metallic Tri-coat ¹	■	12	13 14	15	
Oxford White	■	12			16 17 18
Ingot Silver ²			13 14	15	16 17 18
White Gold ²	■	12	13 14		
Stone Gray ^{2,6}		12			
Magma Red ²	■	12	13 14		
Race Red					16 17
Ruby Red Metallic Tinted Clearcoat ¹	■	12	13 14	15	16 17
Lightning Blue ²					16 17 18
Blue Jeans ²	■	12	13 14	15	
Lead Foot					16 17 18
Guard ²	■	12			
Magnetic ²			13 14		16 17 18
Shadow Black	■	12	13 14	15	16 17 18

■ Stone Gray Two-Tone Accent exterior standard on KING RANCH; optional on LARIAT
 ■ Magnetic Two-Tone Accent exterior optional on XLT
 2: Optional 7: Requires XLT Special Edition Package 8: Not available with Two-Tone Accent exterior
 11: Requires LARIAT Special Edition Package 18: Requires RAPTOR Interior Accent Package



CONVENTIONAL TOWING

Maximum Loaded Trailer Weight Ratings (lbs.)

Engine	Axle Ratio	GCWR	Regular Cab				SuperCab				SuperCrew®					
			122.4" WB 4x2	4x4	141.1" WB 4x2	4x4	145.0" WB 4x2	4x4	163.7" WB 4x2	4x4	145.0" WB 4x2	4x4	156.8" WB 4x2	4x4		
3.3L Ti-VCT V6	3.55	9,500/9,600 9,700/9,800 9,900	5,100/- -/- -	-/- 5,000/- -	-/5,000 -/- -	-/- -/- -	-/- -/- -	-/5,000 -/- -	-/- -/- -	-/- -/- -	-/- -/- 5,000	-/- -/- -	-/- -/- -	-/- -/- -		
	3.73	12,100/12,200 12,300/12,500 12,600	7,700/- -/- -	-/7,500 -/- -	-/7,600 -/- -	-/7,400 -/- -	-/7,400 -/- -	-/7,400 -/- -	-/- -/7,400 -	-/- -/- -	-/- 7,400/- 7,400	-/- -/- -	-/- -/- -	-/- -/- -		
2.7L EcoBoost® V6	3.15	12,200/12,300 12,600/12,700	7,600/- -/- -	-/- -/- -	-/7,600 -/- -	-/- -/- -	-/- -/- -	-/7,700/- -/- -	-/- -/- -	-/- 7,500/- -	-/- -/- -	-/- -/7,700 -	-/- -/- -	-/- -/7,600 -		
	3.31	12,200/12,300 12,600/12,700	7,600/- -/- -	-/- -/- -	-/7,600 -/- -	-/- -/- -	-/- -/- -	-/- 7,700/- -	-/- -/- -	-/- 7,500/- -	-/- -/- -	-/- -/- -	-/- -/- -	-/- -/7,600 -		
	3.55	12,500/12,600 12,800/12,900	-/- -/- -	7,600/- -/- -	-/- -/- -	-/7,600 -/- -	-/- -/- -	-/- -/- 7,600/-	-/- -/- -	-/- -/- -	-/- -/- -	-/- -/- -/7,600	-/- -/- -	-/- -/- -		
	3.73	13,100/13,200 13,300/14,100 14,300	8,500/- -/- -	-/- 8,400/- -	-/8,500 8,500 ¹ /- -	-/- -/- -	8,300/9,000 ¹	-/8,400/- -/- -	-/- -/- -	-/- 8,100/- 9,000 ¹	-/- -/- -	8,200/9,000 ¹	-/8,300/- -/- -	8,000/- 8,000 ¹	-/8,200/9,000 ¹ -/- -	
5.0L Ti-VCT V8	3.15	13,000/13,900 14,200/14,300	8,300/- -/- -	-/- -/- -	-/9,100 -/- -	-/- -/- -	-/- -/- -	-/9,200/- -/- -	-/- -/- -	-/- -/- -	-/- -/- -	-/9,100/- -/- -	-/- -/- -	-/9,100/- -/- -		
	3.31	13,000/13,200 13,900/14,100 14,200/14,300 14,400	8,300/- -/- -/- -	-/8,300 -/- -/- -	-/- 9,100/- -/- -	-/- -/- -/- -	-/9,100	-/- -/- -/- -	-/- -/- -/- -	-/- -/- -/- -	-/- -/- -/- 9,000	-/- -/- -/- -	-/- -/- -/- -	-/- -/- -/- 9,100		
	3.55	13,200/13,800 14,100/14,400 14,500/14,900 15,200/15,300	-/9,100 -/- -/- -	8,300/- -/- -/- -	-/- -/- -/- -	-/- 9,100/- -/- -	-/- -/- -/- -	-/- -/- -/- 10,200/-	-/- -/- -/- -	-/- -/- -/- -	-/- -/- -/- -	-/- -/- -/- -	-/- -/- -/- -	-/- -/- -/- 9,100/-		
	3.73	14,600/16,000 16,100/16,200 16,500/16,600 16,900	-/- -/- -/- -	9,700/- -/- -/- -	-/11,100 ² -/- -/- -	-/- -/- -/- -	10,900 ² /11,100 ³	-/- -/- -/- -	-/- -/- -/- 11,300/-	-/- -/- -/- -	-/- -/- -/- -	-/- -/- -/- -	-/- -/- -/- -	-/- -/- -/- 11,600		
3.5L EcoBoost	3.15	15,500/15,800 15,900	-/- -/- -	-/- -/- -	10,700/- -/- -	-/- -/- -	-/- -/- -	-/10,700 -/- -	-/- -/- -	-/- 10,700 -	-/- -/- -	-/10,600 -/- -	-/- -/- -	-/10,700 -/- -		
	3.31	15,800/16,000 16,100/16,200	-/- -/- -	-/- -/- -	-/- -/- -	-/- -/- -	10,700/- -/- -	-/- -/- -	-/10,700 -/- -	-/- -/- -	-/- -/- -	-/10,700/- -/- -	-/- -/- -	-/10,700/- -/- -		
	3.55	15,500/15,800 15,900/16,000 16,100/16,200 16,600/16,700 17,000/17,100 17,900/18,100 18,400	-/- -/- -/- -/- -/- -/- -	-/- -/- -/- -/- -/- -/- -	10,700/- -/- -/- -/- -/- -/- -	-/10,700 -/- -/- -/- -/- -/- -	-/- -/- -/- -/- -/- -/- -	-/12,000 ⁶ -/- -/- -/- -/- -/- -	-/12,000 ⁶ -/- -/- -/- -/- -/- -	-/11,800 ⁶ -/- -/- -/- -/- -/- -	-/11,900 ⁶ -/- -/- -/- -/- -/- -	-/11,600 ⁶ -/- -/- -/- -/- -/- -	-/10,600 -/- -/- -/- -/- -/- -	-/- -/- -/- -/- -/- -/- -	-/10,700/- -/- -/- -/- -/- -/- -	-/12,700 ⁶ -/- -/- -/- -/- -/- -
		3.73	17,000/17,100	-/-	-/-	-/12,100 ⁴	11,800 ² /11,900 ³	-/-	-/-	-/11,900 ²	-/11,600 ⁴	-/-	-/-	-/11,800 ²	11,400 ² /11,500 ³	

Best-in-class configuration shown in bold.



PAYLOAD Maximum Payload Weight Ratings (lbs.)

Engine	Drive	Max. GVWR	Regular Cab		SuperCab		SuperCrew®	
			122.4" WB	141.1" WB	145.0" WB	163.7" WB	145.0" WB	156.8" WB
3.3L Ti-VCT V6	4x2	6,100	1,990	—	—	—	—	—
		6,170	—	1,950	—	—	—	—
		6,280	—	—	—	—	1,700	—
		6,300	—	—	1,804	—	—	—
	4x4	6,120	1,740	—	—	—	—	—
		6,390	—	1,920	—	—	—	—
		6,500	—	—	1,780	—	1,680	—
		—	—	—	—	—	—	—
2.7L EcoBoost® V6	4x2	6,070	1,860	—	—	—	—	—
		6,220	—	1,910	—	—	—	—
		6,360	—	—	—	—	1,710	—
		6,400	—	—	1,860	—	—	—
		6,500	—	—	—	1,800	—	1,820
		6,650	—	—	—	—	1,940 ¹	—
		6,750	—	—	2,120 ¹	—	—	—
		6,800	—	—	—	—	—	2,060 ¹
	6,900	—	2,470 ¹	—	2,170 ¹	—	—	
	4x4	6,210	1,730	—	—	—	—	—
		6,500	—	1,910	1,640	—	—	—
		6,600	—	—	—	—	1,690	—
		6,800	—	2,110 ¹	—	—	—	—
		6,900	—	—	—	—	1,950 ¹	—
		7,000	—	—	2,110 ¹	—	—	—
		—	—	—	—	—	—	—
—		—	—	—	—	—	—	
5.0L Ti-VCT V8	4x2	6,200	1,900	—	—	—	—	—
		6,750	—	2,340	—	—	—	—
		6,800	—	—	—	—	2,140	—
		6,900	—	—	2,320	—	—	—
		6,950	—	—	—	—	—	2,260
		7,000	—	—	—	2,290	—	—
		7,600	—	3,040 ²	—	2,740 ²	—	2,660 ²
		7,850	—	3,270³	—	2,980 ³	—	2,890 ³
	4x4	6,400	1,830	—	—	—	—	—
		6,950	—	2,290	—	—	—	—
		7,000	—	—	—	2,020	2,080	—
		7,050	—	—	2,200	—	—	2,080
		7,600	—	2,810 ²	—	2,500 ²	—	2,410 ²
		7,850	—	3,040 ³	—	2,730 ³	—	2,640 ³
		—	—	—	—	—	—	—
		—	—	—	—	—	—	—
3.5L EcoBoost	4x2	6,750	—	—	—	2,040 ⁴	—	—
		6,900	—	—	2,260	—	—	—
		7,000	—	—	—	—	—	2,240
		7,050	—	2,610	—	2,250	—	—
		7,600	—	3,000 ²	—	2,710 ²	—	2,630 ²
		7,850	—	3,230 ³	—	2,950 ³	—	2,870 ³
		—	—	—	—	—	—	—
		—	—	—	—	—	—	—
	4x4	6,750	—	—	—	—	1,430 ⁵	—
		7,000	—	—	—	—	2,030	—
		7,050	—	2,350	2,150	1,980	—	2,030
		7,600	—	2,780 ²	—	2,470 ²	—	2,390 ²
		7,850	—	3,000 ³	—	2,700 ³	—	2,620 ³
		—	—	—	—	—	—	—
		—	—	—	—	—	—	—
		—	—	—	—	—	—	—

Best-in-class configuration shown in bold.

DIMENSIONS

	Regular Cab 4x2/4x4	SuperCab 4x2/4x4	SuperCrew 4x2/4x4
Exterior			
Height			
5½' box	—	—	75.6"/77.2"
6½' box	75.5"/76.9"	75.5"/77.2"	75.7"/77.3"
8' box	75.1"/76.9"	75.5"/77.0"	—
Width			
Excl. mirrors	79.9"	79.9"	79.9"
Incl. standard mirrors	96.8"	96.8"	96.8"
Incl. trailer tow mirrors	105.9"	105.9"	105.9"
Std. mirrors folded	83.5"	83.5"	83.5"
Trailer tow mirrors folded	85.5"	85.5"	85.5"
Length			
5½' box	—	—	231.9"
6½' box	209.3"	231.9"	243.7"
8' box	227.9"	250.5"	—
Wheelbase			
5½' box	—	—	145.0"
6½' box	122.4"	145.0"	156.8"
8' box	141.1"	163.7"	—
Ground clearance (min.)			
5½' box	—	—	8.5"/9.4"
6½' box	8.8"/9.4"	8.7"/9.4"	8.4"/9.3"
8' box	8.6"/9.4"	8.7"/9.3"	—
Cargo Box	5½' Box	6½' Box	8' Box
Volume (cu. ft.)	52.8	62.3	77.4
Inside height	21.4"	21.4"	21.4"
Length at floor	67.1"	78.9"	97.6"
Width at wheelhouse	50.6"	50.6"	50.6"
Maximum width at floor	65.2"	65.2"	65.2"
Interior - Front/Rear	Regular Cab	SuperCab	SuperCrew
Head room	40.8"/—	40.8"/40.3"	40.8"/40.4"
Leg room (max.)	43.9"/—	43.9"/33.5"	43.9"/43.6"
Hip room	62.5"/—	62.5"/64.7"	62.5"/64.7"
Shoulder room	66.7"/—	66.7"/65.8"	66.7"/65.9"

MECHANICAL

Front Suspension	Coil-over-shock Axle rating @ ground: 2,850 lbs.-3,750 lbs.
Rear Suspension	Solid axle Axle rating @ ground: 3,300 lbs.-4,800 lbs.
Brakes	4-wheel vented-disc ABS Front rotor diameter: 13.8" Rear rotor diameter: 13.7"

RAPTOR

Exterior Dimensions	SuperCab	SuperCrew
Height	78.5"	78.5"
Width		
Excl. mirrors	86.3"	86.3"
Incl. standard mirrors	96.8"	96.8"
Std. mirrors folded	86.3"	86.3"
Length	220.0"	231.9"
Wheelbase	134.2"	146.0"
Ground clearance (min.)	9.9"	9.8"
Approach angle	30.2°	30.2°
Departure angle	23.1°	23.0°
Ramp breakover angle	22.9°	21.8°
Front/rear track	73.9"/73.6"	73.9"/73.6"
Payload & Towing (lbs.)		
Max. GVWR	6,650	7,050
Max. GCWR	12,050	14,250
Max. Payload	1,000	1,200
Max. Towing	6,000	8,000





FORD ACCESSORIES

XLT SuperCrew® 4x4 in Ingot Silver accessorized with a chrome exhaust tip, heavy-duty splash guards with stainless steel inserts, step bars, stowable load ramps, spray-in bedliner,¹ hard-folding tonneau cover,² side window deflectors by EGR,² fender flares, rear wheel-well liners, trailer tow mirrors and hood deflector

accessories.ford.com

Exterior

- Exhaust tips
- Fender flares²
- Fog lamps²
- Hood protectors² and deflectors
- LED warning strobes and work task lights²
- Racks and carriers²
- Side window deflectors²
- Splash guards
- Sportz® tents²
- Step bars
- Trailer towing accessories
- Trim kits² and graphic kits²
- Wheel lock kits
- Wheel-well liners
- Windshield sunshade¹

Interior

- Ash cup/coin holders
- Cargo organizers and protectors
- Carpeted floor mats
- Door sill plates²
- First aid and roadside assistance kits²
- Floor liners (A)
- In-vehicle safe²
- Interior light kit
- Protective seat covers²
- Tablet cradle²

Electronics

- Audio upgrade by KICKER®
- Ford Telematics™²
- Keyless entry keypad
- Rear Seat Entertainment System² (B)
- Remote start (C) and vehicle security
- Warning sensor systems²
- Wireless charging²

Bed Products

- Bed/cargo illumination
- Bed cargo nets, divider, extender, liners and mats
- Bed rails and installation kit²
- Bed standard interface plate
- Bed tailgate lock² and seal²
- Bed tailgate viscous dampening cartridge
- Bedliner plug kits
- Commercial grade tool/cargo box²
- Drop-in bedliner (D)
- Pivot storage side box²
- Premium locking cleats
- Retractable bed side steps
- Retractable stake pocket tie-downs²
- Stowable load ramps
- Tonneau/bed covers²

New Vehicle Limited Warranty. We want your Ford F-150 ownership experience to be the best it can be. Under this warranty, your new vehicle comes with 3-year/36,000-mile bumper-to-bumper coverage, 5-year/60,000-mile Powertrain Warranty coverage, 5-year/60,000-mile safety restraint coverage, and 5-year/unlimited-mile corrosion (perforation) coverage – all with no deductible. Please ask your Ford Dealer for a copy of this limited warranty.

Roadside Assistance. Covers your vehicle for 5 years or 60,000 miles, so you have the security of knowing that help may be only a phone call away should you run out of fuel, lock yourself out of the vehicle or need towing. Your Ford Dealer can provide complete details on all of these advantages.

Ford Credit. Get the ride you want. Whether you plan to lease or finance, you'll find the choices that are right for you at Ford Credit. Ask your Ford Dealer for details or check us out at fordcredit.com.

Ford Protect Extended Service Plans. Whether you purchase or lease your Ford vehicle, insist on genuine Ford Protect extended service plans. Ford Protect has a variety of plans to give you peace-of-mind protection whether you want vehicle component or maintenance coverage. Plus, they are fully backed by Ford and honored at all Ford dealerships in the U.S., Canada and Mexico. When you visit your dealer, insist on genuine Ford Protect extended service plans.

Insurance Services. Get Ford Motor Company quality in your auto insurance. Our program offers industry-leading benefits and competitive rates. Call 1-877-367-3847, or visit us at fordvip.com for a no-obligation quote. Insurance offered by American Road Services Company (in CA, American Road Insurance Agency), a licensed agency and subsidiary of Ford Motor Company.

Ford Original Accessories. They're warranted for whichever provides you the greatest benefit: 24 months/unlimited mileage, or the remainder of your Bumper-to-Bumper 3-year/36,000-mile New Vehicle Limited Warranty. Ford Licensed Accessories (FLA) are warranted by the accessory manufacturer's warranty. FLA are designed and developed by the accessory manufacturer and have not been designed or tested to Ford Motor Company engineering requirements. Contact your Ford Dealer for details and/or a copy of all limited warranties.

Android, Android Auto, Google, Google Maps, Google Play, Waze and logos are trademarks of Google Inc. Apple, Apple CarPlay, Apple Music, iPhone and Siri are trademarks of Apple Inc., registered in the U.S. and other countries. App Store is a service mark of Apple Inc. B&O PLAY is a trademark of HARMAN International Industries, registered in the United States and other countries. BFGoodrich is a registered trademark of Michelin North America, Inc. fourwheeler.com is a registered trademark of TEN: The Enthusiast Network, LLC. FOX Racing Shox is a trademark of Fox Factory, Inc. "HD Radio" and the HD Radio logo are proprietary trademarks of iBiquity Digital Corporation. KICKER is a registered trademark of Stillwater Designs and Audio, Inc. King Ranch is a registered trademark of King Ranch, Inc. PANDORA, the PANDORA logo, and the Pandora trade dress are trademarks or registered trademarks of Pandora Media, Inc. Used with permission. Sirius, XM and all related marks and logos are trademarks of SiriusXM Radio Inc. Spotify is a registered trademark of Spotify AB, Sweden. Torque-On-Demand is a registered and active trademark of BorgWarner. TORSEN is a registered trademark of JTEKT Corporation.

Comparisons based on competitive models (class is Full-Size Pickups under 8,500 lbs. GVWR based on Ford segmentation), publicly available information and Ford certification data at time of release. Vehicles may be shown with optional equipment. Features may be offered only in combination with other options or subject to additional ordering requirements/limitations. Dimensions shown may vary due to optional features and/or production variability. Information is provided on an "as is" basis and could include technical, typographical or other errors. Ford makes no warranties, representations, or guarantees of any kind, express or implied, including but not limited to, accuracy, currency, or completeness, the operation of the information, materials, content, availability, and products. Ford reserves the right to change product specifications, pricing and equipment at any time without incurring obligations. Your Ford Dealer is the best source of the most up-to-date information on Ford vehicles.

¹Factory option. See dealer for details. ²Ford Licensed Accessory.