

09 RX
LEXUS





ANYTIME.
ANYWHERE.

There are four seasons, thousands of cities
and millions of miles of roads. Fortunately,
there is one automobile for all of the above.

Presenting the 2009 RX.

Vehicle shown with available equipment.

Whether traveling through the city or countryside, drivers will want to feel securely fastened to the road. The RX gratefully obliges by offering available all-wheel drive. It employs a viscous limited-slip center differential which redistributes torque and powers the front and rear wheels at appropriate speeds for improved traction. This, in combination with Vehicle Stability Control¹ and an advanced drivetrain, helps provide enhanced handling and a tighter, more reliable grip on nearly any type of driving surface.

ROAD BOUND



Available full-time all-wheel drive (AWD)

Vehicle Stability Control (VSC)¹ with cutoff switch

Viscous limited-slip center differential (AWD)

Traction Control (TRAC)

ROCKET SCIENCE

If ever a vehicle could be said to run on brainpower, the RX would be it. It continually monitors and varies intake and exhaust valve timing for greater power and instantaneous torque. It was developed in the same wind tunnel used to create the bullet train, resulting in one of the lowest drag coefficients in its class. And, not to be intellectually outdone, the RX 400h features the world's first luxury hybrid system that seamlessly combines a gasoline engine and high-power electric motors. While the complex equations behind such impressive feats may not make much sense to the layman, rest assured, it will make perfect sense to your right foot.



RX 350

3.5-liter, 60-degree V6

270 horsepower²

Dual Variable Valve Timing with intelligence (VVT-i)

Laser-welded Acoustic Control Induction System (ACIS)

Direct ignition system

Electronic Throttle Control System with intelligence (ETCS-i)

RX 400h

3.3-liter, 60-degree V6

0-60 mph in 7.3 seconds^{2,3} (AWD)

Variable Valve Timing with intelligence (VVT-i)


Direct ignition system

Electronic Throttle Control System with intelligence (ETCS-i)

High-output electric-drive motor

SOUND BARRIERS

Using multiple layers of glass and sound-reflecting film, the RX windshield helps dampen city and driving noise. This feature, along with several other important acoustic refinements helps reduce cabin noise to levels that are virtually imperceptible.



Two-layer-felt dashboard insulation

Floorboard sound-dampening material

Exhaust system and hood acoustic modifications

Automatic Sound Levelizer (ASL)

Available Mark Levinson® Premium Audio System⁴



Nine-inch LCD screen

DVD player

Wireless headphones⁵

Remote control

BIG, BIG WEDNESDAY

Regardless of what the outside world offers, inside the RX there's always an opportunity for big adventure. Its available Rear-Seat Entertainment System features an LCD screen that's a full nine inches across. The screen descends from the cabin ceiling and is complemented by a DVD player with a convenient remote control and two wireless headphones⁵ that allow for private listening.



- Power rear door*
- Available roof rack systems⁶*
- 40/20/40 split rear seat*
- Optional multipanel moonroof*

The RX comes standard with a remote keyless entry to the power rear door. Just the touch of a button opens or closes the rear storage area and automatically retracts the tonneau cover for hands-free, effortless loading and unloading. The door responds with the key remote, from inside the vehicle with a switch on the instrument panel, or from a button on the door itself. Additionally, its movements are accompanied by a cautioning sound, and touch and motor sensors are designed to stop and reverse the movement if an obstruction is detected. An impressive show of power is now as simple as a flex of the fingertip.

POWER LIFTER





LIFE GUARD

Safety is always a priority at Lexus, and the RX is no exception. It features a driver's dual-stage airbag⁷ designed to deploy at one of three speeds depending on factors such as crash severity and driver's seat-track position. Similarly, the front passenger's dual-stage airbag⁷ ingeniously uses both occupant-weight and crash-severity sensors to manage deployment. And when an emergency braking situation is detected, the Anti-lock Braking System with Brake Assist⁸ can help reduce stopping distance by automatically adding brake power if the driver fails to apply adequate pressure to the pedal. Of course, no safety measure is infallible, but it's always comforting to know Lexus engineers are looking out for your well-being.

Driver's and front passenger's advanced airbag system (SRS)⁷

Front seat-mounted side airbag (SRS)⁷

Front and rear Roll-Sensing Curtain Airbags (RSCA) (SRS)⁷

Driver's knee airbag (SRS)⁷

Vehicle Stability Control (VSC)¹ with cutoff switch

Anti-lock Braking System (ABS) with Brake Assist⁸

Electronic Brakeforce Distribution (EBD)

Direct Tire Pressure Monitor System⁹



Lexus honors the style of Pebble Beach Resorts^{®10} by introducing the 2009 RX Pebble Beach^{®10} Edition. This vehicle is available in Classic Silver Metallic, Obsidian and new, exclusive Truffle Mica. It features special exterior badging and floor mats, exclusive 18-inch wheels, a unique chrome-finished grille and a color-keyed rear spoiler. This RX also comes in limited numbers to ensure a drive that's never ordinary. Additionally, Lexus provides three different gift sets to help customize the RX to your own style: Callaway Golf Experience with personalized golf balls, Travel Package and Epicurean Encounter. From one of these sets, choose one gift package to enhance your ride by invoking the distinctive feel of Pebble Beach.^{®10} In other words, next stop: 17-Mile Drive.^{®10}

RX 400h: LEXUS HYBRID DRIVE

3.3-liter, 60-degree V6
Certified Super Ultra-Low Emission Vehicle (SULEV)

Four cam, four valves per cylinder, with continuously
Variable Valve Timing with intelligence (VVT-i)

High-output electric-drive motors (AWD)

Lexus Hybrid Drive

Electronically controlled Continuously
Variable Transmission (ECVT)

Regenerative braking

Vehicle Dynamics Integrated
Management (VDIM)¹¹

Available 18-inch five-spoke alloy wheels

Having the honor of being the world's first luxury hybrid,
the RX 400h is estimated to provide nearly 50%
more fuel efficiency than other vehicles in its
class.¹² It also meets some of the most stringent
environmental standards in the industry,
earning the designation of a Super
Ultra-Low Emission Vehicle with
70% fewer smog-forming
emissions¹³ than the
average new car.

GIVES MORE TO THE DRIVER

Combining a 3.3-liter V6 gasoline
engine with multiple high-output electric
motors, the RX 400h offers performance
typically found in V8-powered SUVs. Among the
driver's many spoils: instantaneous acceleration, an
impressive 0-to-60 time of just 7.3 seconds^{2,3} (AWD)
and a combined output of 268 horsepower.²



TAKES LESS FROM THE WORLD

Vehicles shown with available equipment.



For maximum performance and efficiency, the hybrid system alternates or combines the gasoline engine and the electric motors depending on the amount of power required. Kinetic energy generated during braking is recovered and used to recharge the battery, eliminating the need for external charging.

While its emissions are few, its luxuries are many. Among its numerous unique touches, the spacious interior comes trimmed in available supple leather and contemporary brushed-aluminum accents. In place of the tachometer, an electroluminescent gauge displays current power levels being generated by the hybrid system. And, an available in-dash touchscreen display can be used to monitor gas-electric distribution.

The RX 400h also features highly advanced safety technology. Comprised of a series of electronic sensors, an advanced Vehicle Dynamics Integrated Management (VDIM)¹¹ system is designed to monitor the throttle, steering and braking systems to anticipate and help control a loss of traction before it occurs.

LEXUS RX 400h

ENGINE

Type	60° V6, aluminum block and heads
Displacement	3.3 liters (202 cubic inches)
Valvetrain	Four cam, four valves per cylinder, with continuously Variable Valve Timing with intelligence (VVT-i)
Electric-Drive Motors	Front (FWD) or front and rear (AWD) high-output, permanent-magnet, electric-drive motors
Total System Horsepower	268 hp ²
Emission Rating	Certified Super Ultra-Low Emission Vehicle (SULEV)



BODY, DIMENSIONS

Type	Five-passenger hybrid luxury utility vehicle
Construction	Welded-steel unibody
Overall Length	187.2 in (4,755 mm)
Width	72.6 in (1,844 mm)
Height	66.1 in (1,679 mm) (FWD) 66.4 in (1,687 mm) (AWD)
Wheelbase	106.9 in (2,715 mm)
Ground Clearance	6.9 in (175 mm) (FWD) 7.1 in (180 mm) (AWD)
Approach Angle	28.5° (FWD) 28.3° (AWD)
Departure Angle	23.5° (FWD) 24.3° (AWD)
Cargo Capacity (max)	38.3 cu ft (1,085 L) ¹⁴ (behind rear seats) 84.7 cu ft (2,399 L) ¹⁴ (max)
Curb Weight	4,190 lb (1,901 kg) (FWD) 4,365 lb (1,980 kg) (AWD)
Towing Capacity (max) (with optional Towing Prep Package)	3,500 lb (1,588 kg) ¹⁵
Fuel-Tank Capacity	17.2 gal (65 L)
Headroom	39.4/37.5 in (1,001/953 mm) (front/rear w/o moonroof)
Legroom	42.5/36.4 in (1,080/925 mm) (front/rear)
Shoulder Room	57.9/57.1 in (1,471/1,450 mm) (front/rear)

PERFORMANCE

0 - 60 MPH Acceleration	7.5 seconds ^{2,3} (FWD) 7.3 seconds ^{2,3} (AWD)
Top Track Speed (electronically limited)	112 mph ^{2,3}
EPA Fuel Economy Estimates	27/24 mpg ¹⁶ (FWD) 26/24 mpg ¹⁶ (AWD) (city/highway)
Aerodynamic Drag Coefficient	0.35
Turning Circle	37.4 ft

DRIVETRAIN

Drive Wheels	Front-wheel drive (FWD) with standard Vehicle Dynamics Integrated Management (VDIM) ¹¹ Part-time all-wheel drive (AWD) ¹⁷ with standard Vehicle Dynamics Integrated Management (VDIM) ¹¹
Transmission	Electronically controlled Continuously Variable Transmission (ECVT)

CHASSIS

Vehicle Dynamics Integrated Management (VDIM) ¹¹	Advanced stability and traction management system designed to proactively but seamlessly integrate separate vehicle functions to enhance driver control and vehicle performance under a variety of adverse conditions. VDIM ¹¹ manages the integration of Electronic Controlled Braking (ECB), Electronic Power Steering (EPS), Vehicle Stability Control (VSC), ¹ Traction Control (TRAC), Anti-lock Braking System (ABS), Electronic Brakeforce Distribution (EBD) and Brake Assist ⁸
Suspension	Front: Independent, MacPherson struts with coil springs, gas-pressurized shock absorbers and stabilizer bar Rear: Independent struts with coil springs, gas-pressurized shock absorbers and stabilizer bar
Steering	Electronic Power Steering (EPS) system
Brakes	Four-wheel power-assisted discs with Electronic Controlled Braking (ECB), four-sensor, four-channel Anti-lock Braking System (ABS), Electronic Brakeforce Distribution (EBD), Brake Assist ⁸ and regenerative function. 12.6-in ventilated front, 11.3-in solid rear discs
Wheels and Tires	17 x 6.5-in six-spoke alloy wheels with 225/65SR17 all-season tires. Full-size spare with alloy wheel. Optional wheels and tires: 18 x 7.0-in five-spoke Liquid Graphite-finish alloy wheels with 235/55VR18 all-season tires

Nearly 9 million points of interest

32,000-color screen

Bluetooth® connectivity¹⁸

Points of interest displayed in 3-D



DESTINATION: DESSERT

Using a DVD disc to store 5 gigabytes of information, the available Navigation System¹⁹ performs significantly faster than CD-based systems. Voice-command and touchscreen capability control several navigation, audio, climate and phone functions; a voice-recognition search engine allows the user to easily find nearby points of interest; and the system offers an estimated time of arrival to your destination. Even Bluetooth® connectivity¹⁸ is integrated into the NAV¹⁹—enabling hands-free use of cellular phones—just in case you want to call ahead and reserve an extra large slice of flourless chocolate gateau.



OPTIONS AND ACCESSORIES*

DVD Rear-Seat Entertainment System (RSES)

Voice-activated DVD Navigation System¹⁹ with backup camera²⁰ and Bluetooth® technology¹⁸

Mark Levinson 11-speaker 210-watt @ less than 0.1% THD, 20-20,000 Hz²¹ Premium Audio System⁴ with Automatic Sound Levelizer (ASL) and in-dash, single-feed, six-disc CD auto-changer (RX 400h)

Dynamic Laser Cruise Control²²

Heated front seats, rain-sensing intermittent windshield wipers with mist cycle and headlamp washers

Light golden bird's-eye maple, black bird's-eye maple or brown walnut interior trim (RX 400h)

High-Intensity Discharge (HID) headlamps with Adaptive Front Lighting System (AFS)

18 x 7.0-in five-spoke alloy wheels with 235/55VR18 all-season tires (RX 350)

18 x 7.0-in seven-spoke alloy wheels with 235/55VR18 all-season tires (RX 350)

18 x 7.0-in five-spoke Liquid Graphite-finish alloy wheels with 235/55VR18 all-season tires (RX 400h)

XM® or SIRIUS® Satellite Radio²³ capability

Roof rack with rails⁶ (RX 350)

Roof rack attachment-bike rack

Roof rack attachment-ski/snowboard rack

All-weather floor mats

Cargo net

Cargo mat

Cargo tray

Ashtray/lighter kit

Wireless headphones⁵

Front-end mask

Car cover

Mudguards

Towing equipment¹⁵ (tow-hitch receiver, ball mount, trailer ball)

Wheel locks

Window sticker-Lexus Hybrid Drive (RX 400h)

Touch-up paint

Leather care kit

STANDARD SAFETY AND SECURITY FEATURES

Driver's and front passenger's advanced airbag system (SRS)⁷

Front seat-mounted side airbags (SRS)⁷

Front and rear Roll-Sensing Curtain Airbags (RSCA) (SRS)⁷

Driver's knee airbag (SRS)⁷

Three-point seatbelts for all seating positions, pre-tensioners with force limiters for front seats

Automatic Locking Retractor/Emergency Locking Retractor (ALR/ELR) seatbelts for all passenger seating positions.

Emergency Locking Retractor (ELR) only for driver's seat

Height-adjustable front shoulder belt anchors

Child Restraint Seat (CRS) tether anchor brackets for rear outboard seating positions

Four-wheel power-assisted disc brakes

Electronic Controlled Braking (ECB) (RX 400h)

Four-sensor, four-channel Anti-lock Braking System (ABS)

Vehicle Dynamics Integrated Management (VDIM)¹¹ (RX 400h)

Vehicle Stability Control (VSC)¹ with cutoff switch (RX 350)

Traction Control (TRAC)

Brake Assist⁸

Electronic Brakeforce Distribution (EBD)

Direct Tire Pressure Monitor System⁹

Highly rigid body structure with front and rear crumple zones

Side-impact door beams

Impact-dissipating upper interior trim

Collapsible steering column

Collapsible brake and driver's footrest pedals

Daytime running lights

Integrated foglamps

LED taillamps (RX 400h)

Water-repellent front-door glass

Variable intermittent front windshield wipers

Rear intermittent wiper

Rear-window defogger with auto-off timer

Power-adjustable outside mirrors with defoggers

Vehicle theft-deterrent and engine-immobilizer system, with in-key transponder

Auto-retracting tonneau cover

First aid kit

Tool kit

STANDARD LUXURY FEATURES

Light golden bird's-eye maple, black bird's-eye maple or brown walnut interior trim (RX 350)

Aluminum interior trim (RX 400h)

Wood- and leather-trimmed steering wheel and shift knob (RX 350)

Leather-trimmed steering wheel and shift knob (RX 400h)

Steering-wheel-mounted audio controls

Tilt steering column

Liquid-crystal multi-information console display

Lexus eight-speaker Premium Sound System with Automatic Sound Levelizer (ASL) and in-dash, single-feed, six-disc CD auto-changer

Roof-mounted antenna with in-glass FM-diversity system

10-way driver's and front passenger's (including lumbar) power seats

Height-adjustable headrests for all seats

Reclining, sliding rear seat (40/20/40 split)

Dual-zone automatic climate control with interior air filter and automatic recirculation mode

Power windows with one-touch auto open/close feature

Remote-linked opening for windows and available moonroof

Retained accessory power for windows and available moonroof

Electrochromic (auto-dimming) inside mirror with compass and outside mirrors

Power door locks

Power rear door

Cruise control

Multifunction, in-key remote entry system with rolling-code technology

Sliding center console with cupholders and storage bin

HomeLink® universal transceiver to operate compatible garage, gate, home lighting and home security systems

Accessory power outlet in cargo area

Electroluminescent instrumentation

Interior electronic fuel-filler door release

Lexus Personalized Settings (LPS) to customize select electronic functions

Automatic on/off headlamps with 30-second auto-off delay

Outside temperature gauge

Sun visor extensions

Carpeted floor mats

*Please see page 24 for more information regarding options/packages.

STANDARD WHEEL



17-inch six-spoke alloy wheels

OPTIONAL WHEELS



18-inch five-spoke alloy wheels (RX 350)
Available (shown above)

18-inch five-spoke Liquid Graphite-finished alloy wheels (RX 350)
Available with Performance Package



18-inch seven-spoke Liquid Graphite-finished alloy wheels (RX 350)
Available



18-inch five-spoke Liquid Graphite-finished alloy wheels (RX 400h)
Available

LEXUS RX 350

ENGINE

Type	60° V6, aluminum block and heads
Displacement	3.5 liters (211 cubic inches)
Valvetrain	Four cam, four valves per cylinder, with dual Variable Valve Timing with intelligence (VVT-i)
Compression Ratio	10.8:1
Horsepower at RPM	270 hp @ 6,200 ²
Torque at RPM	251 lb-ft @ 4,700 ²
Emission Rating	Certified Ultra-Low Emission Vehicle (ULEV II)



BODY, DIMENSIONS

Type	Five-passenger luxury utility vehicle
Construction	Welded-steel unibody
Overall Length	186.2 in (4,729 mm)
Width	72.6 in (1,844 mm)
Height	66.1 in (1,679 mm)
Wheelbase	106.9 in (2,715 mm)
Ground Clearance	
Coil Suspension	7.09 in (180 mm) (FWD) 7.48 in (190 mm) (AWD)
Air Suspension	6.89 in (175 mm) (FWD) 7.09 in (180 mm) (AWD)
Approach Angle	28.9° (FWD) 29.0° (AWD)
Departure Angle	22.8° (FWD) 23.5° (AWD)
Cargo Capacity (max)	38.3 cu ft (1,085 L) ¹⁴ (behind rear seats) 84.7 cu ft (2,399 L) ¹⁴ (max)
Curb Weight	3,870 lb (1,755 kg) (FWD) 4,090 lb (1,855 kg) (AWD)
Tow Capacity (max) (with optional Towing Prep Package)	3,500 lb (1,588 kg) ¹⁵
Fuel-Tank Capacity	19.2 gal (73 L)
Headroom	39.3/38.6 in (998/980 mm) (front/rear w/o moonroof)
Legroom	42.5/36.4 in (1,080/925 mm) (front/rear)
Shoulder Room	57.9/57.1 in (1,471/1,450 mm) (front/rear)
Hip Room	55.6/55.1 in (1,412/1,400 mm) (front/rear)

PERFORMANCE

0 - 60 MPH Acceleration	7.3 seconds ^{2,3} (FWD) 7.4 seconds ^{2,3} (AWD)
1/4-Mile Acceleration	15.5 seconds ^{2,3} (FWD) 15.7 seconds ^{2,3} (AWD)
Top Track Speed (electronically limited)	112 mph ^{2,3}
EPA Fuel Economy Estimates	18/23 mpg ¹⁶ (FWD) 17/22 mpg ¹⁶ (AWD) (city/highway)
Aerodynamic Drag Coefficient	0.35
Turning Circle	37.4 ft

DRIVETRAIN

Transmission	Five-speed automatic Electronically Controlled Transmission (ECT) Optional transmission: five-speed sequential-shift automatic Electronically Controlled Transmission (ECT) (Performance Package)
Drive Wheels	Front-wheel drive (FWD) with standard Vehicle Stability Control (VSC) ¹ Full-time all-wheel drive (AWD) with viscous limited-slip center differential and standard Vehicle Stability Control (VSC) ¹
Final Drive Ratio	3.291:1

CHASSIS

Vehicle Stability Control (VSC) ¹	Electronic system that monitors and helps control loss of traction in a turn using yaw-rate, deceleration, vehicle-speed and steering-wheel-angle sensors. Modulates engine power and applies individual brakes as necessary. Integrates Anti-lock Braking System (ABS), Brake Assist ⁸ and Traction Control (TRAC)
Suspension	Front: Independent, MacPherson struts with coil springs, gas-pressurized shock absorbers and stabilizer bar Rear: Independent struts with coil springs, gas-pressurized shock absorbers and stabilizer bar Available height-adjustable Four-Wheel Air Suspension
Steering	Engine-speed-sensing, progressive power-assisted rack-and-pinion. 3.0 turns, lock to lock
Brakes	Four-wheel power-assisted discs, with four-sensor, four-channel Anti-lock Braking System (ABS), Electronic Brakeforce Distribution (EBD) and Brake Assist ⁸ 12.6-in ventilated front, 11.3-in solid rear discs
Wheels and Tires	17 x 6.5-in six-spoke alloy wheels with 225/65SR17 all-season tires Full-size spare with alloy wheel Optional wheels and tires: 18 x 7.0-in five-spoke alloy wheels with 235/55VR18 all-season tires 18 x 7.0-in seven-spoke Liquid Graphite-finished alloy wheels with 235/55VR18 all-season tires 18 x 7.0-in five-spoke, Liquid Graphite-finished alloy wheels with 235/55VR18 all-season tires (Performance Package)

OPTION PACKAGES*

Premium Package

Leather-trimmed interior • Power tilt-and-telescopic steering column • Lexus Memory System to control power driver's seat (except lumbar), outside mirrors and steering wheel • Illuminated entry system • Power tilt-and-slide moonroof with one-touch open/close and sliding sunshade • Roof rack with rails⁶

Premium Plus Package

Leather-trimmed interior • Power tilt-and-telescopic steering column • Lexus Memory System to control power driver's seat (except lumbar), outside mirrors and steering wheel • Illuminated entry system • Power tilt-and-slide moonroof with one-touch open/close and sliding sunshade • Roof rack with rails⁶ • High-Intensity Discharge (HID) headlamps with dynamic auto leveling • Adaptive Front Lighting System (AFS)

Navigation System/Mark Levinson Premium Audio System Package (RX 350)

Leather-trimmed interior • Power tilt-and-telescopic steering column • Lexus Memory System to control power driver's seat (except lumbar), outside mirrors and steering wheel • Illuminated entry system • Power tilt-and-slide moonroof with one-touch open/close and sliding sunshade • Roof rack with rails⁶ • High-Intensity Discharge (HID) headlamps with dynamic auto leveling • Adaptive Front Lighting System (AFS) • Voice-activated DVD Navigation System¹⁹ with backup camera²⁰ and Bluetooth[®] technology¹⁸ • Mark Levinson 11-speaker 210-watt @ less than 0.1% THD, 20-20,000 Hz²¹ Premium Audio System⁴ with Automatic Sound Levelizer (ASL) and in-dash, single-feed, six-disc DVD/CD auto-changer featuring DVD-audio and DVD-video playback

Navigation System/Mark Levinson Premium Audio System Package (RX 400h)

Voice-activated DVD Navigation System¹⁹ with backup camera²⁰ and Bluetooth[®] technology¹⁸ • Mark Levinson 11-speaker 210-watt @ less than 0.1% THD, 20-20,000 Hz²¹ Premium Audio System⁴ with Automatic Sound Levelizer (ASL) and in-dash, single-feed, six-disc DVD/CD auto-changer featuring DVD-audio and DVD-video playback

Towing Prep Package¹⁵

Transmission cooler • Heavy-duty alternator • Heavy-duty radiator

Multipanel Moonroof Package (RX 350)

Leather-trimmed interior • Power tilt-and-telescopic steering column • Lexus Memory System to control power driver's seat (except lumbar), outside mirrors and steering wheel • Illuminated entry system • High-Intensity Discharge (HID) headlamps with dynamic auto leveling • Adaptive Front Lighting System (AFS) • Multipanel moonroof

Performance Package (RX 350)

Leather-trimmed interior • Power tilt-and-telescopic steering column • Leather-trimmed steering wheel and shift knob • Lexus Memory System to control power driver's seat (except lumbar), outside mirrors and steering wheel • Illuminated entry system • Power tilt-and-slide moonroof with one-touch open/close and sliding sunshade • Roof rack with rails⁶ • High-Intensity Discharge (HID) headlamps with dynamic auto leveling • Adaptive Front Lighting System (AFS) • Liquid Graphite-finished 18 x 7.0-in five-spoke alloy wheels with 235/55VR18 all-season tires • Four-Wheel Air Suspension • Five-speed sequential-shift automatic Electronically Controlled Transmission (ECT) • Rain-sensing intermittent windshield wipers with mist cycle

*Please see page 24 for more information regarding options/packages.

DISCLAIMERS AND ACKNOWLEDGEMENTS

- Vehicle Stability Control (VSC) is an electronic system designed to help the driver maintain control under adverse conditions. It is not a substitute for safe driving practices. Factors including speed, road conditions and driver steering input can all affect whether VSC will be effective in preventing a loss of control. Please see your *Owner's Manual* for further details.
- Ratings achieved using the required premium unleaded gasoline with an octane rating of 91 or higher. If premium fuel is not used, performance will decrease.
- Performance figures are for comparison only and were obtained with prototype vehicles by professional drivers using special safety equipment and procedures. Do not attempt.
- Mark Levinson is a registered trademark of Harman International Industries, Inc.
- Headphones are for passenger use only. Do not use while operating vehicle.
- Accessory roof rack with rails not recommended for luggage.
- All the airbag ("AB") systems are Supplemental Restraint Systems. All ABs (if installed) are designed to inflate only under certain conditions and in certain types of severe collisions: frontal and knee ABs typically inflate in frontal collisions; side and side curtain ABs in side collisions; Roll-Sensing Curtain ABs at a severe tilt degree, roll or lateral G-force. In all other accidents, the ABs will not inflate. To decrease the risk of injury from an inflating AB, always wear seatbelts, sit upright in the middle of the seat as far back as possible and do not lean against the door. Do not put objects in front of an AB or around the seatback. Do not use a rearward-facing child seat in any front passenger seat. The force of an inflating AB may cause serious injury or death. Please see your *Owner's Manual* for further information/warnings.
- Brake Assist is designed to help the driver take full advantage of the benefits of ABS. It is not a substitute for safe driving practices. Braking effectiveness also depends on proper brake-system maintenance and tire and road conditions.
- The Lexus Tire Pressure Monitor alerts the driver when tire pressure is critically low. For optimal tire wear and performance, tire pressure should be checked regularly with a gauge; do not rely solely on the monitor system. Please see your *Owner's Manual* for details.
- Pebble Beach[®], Pebble Beach Resorts[®], The Lone Cypress[™], The Heritage Logo, and their respective underlying distinctive images are trademarks, service marks and trade dress of Pebble Beach Company. Used under license.
- Vehicle Dynamics Integrated Management (VDIM) and Vehicle Stability Control (VSC) are electronic systems designed to help the driver maintain vehicle control under adverse conditions. They are not substitutes for safe driving practices. Factors including speed, road conditions and driver steering input can all affect whether VDIM or VSC will be effective in preventing a loss of control. Please see your *Owner's Manual* for further details.
- Based on 2008 EPA-combined mpg rating of gas/hybrid-powered vehicles. PAI Near Luxury Segmentation. Actual mileage will vary.
- The RX 400h has 70% fewer smog-forming emissions than the average new vehicle.
- Cargo and load capacity limited by weight and distribution.
- Before towing, confirm your vehicle and trailer are compatible, hooked up and loaded properly and that you have any necessary additional equipment. Do not exceed any Weight Ratings and follow all instructions in your *Owner's Manual*. The maximum you can tow depends on the total weight of any cargo, occupants and available equipment.
- 2008 EPA MPG estimates. For model year 2008, the EPA has revised the way the estimated fuel economy rating is determined. 2009 EPA MPG estimates not available at time of printing. Actual mileage will vary.
- The RX 400h is not designed to be driven off-road.
- The Bluetooth[®] technology phones listed on lexus.com have been tested for compatibility with Lexus vehicles. Performance will vary based on phone software version, coverage and your wireless carrier. Phones are warranted by their manufacturer, not Lexus.
- The Navigation System is designed to assist in locating an address or point of interest. Discrepancies may be encountered between the system and your actual location. Road system changes may affect the accuracy of the information provided. Rely on your common sense to decide whether to follow a specified route. Detailed coverage not available in every city or roadway. Periodic updates available at an additional cost. Please see your *Navigation System Owner's Manual* for further details.
- The backup camera, available only with the Navigation System, does not provide a comprehensive view of the rear area of the vehicle. You should also look around outside your vehicle and use your mirrors to confirm rearward clearance. Cold weather will limit effectiveness and view may become cloudy.
- Continuous average power, all channels driven, at less than 0.1% THD; 20-20,000 Hz.
- Dynamic Laser Cruise Control is designed to assist the driver and is not a substitute for safe and attentive driving practices. Please see your *Owner's Manual* for important cautions and instructions.
- Satellite Radio requires XM or SIRIUS compatible receiver and monthly service fee. Please see your Lexus dealer for further details. Reception of the satellite signal may vary depending on location. All fees and programming subject to change. Subscriptions subject to the terms and conditions available at www.xmradio.com or www.sirius.com. Available only in the 48 contiguous United States.

WARRANTY

Four-year/50,000-mile Lexus Limited Warranty. Six-year/70,000-mile Powertrain Warranty. Six-year/unlimited-mileage Corrosion Perforation Warranty. All warranties with zero deductible. Four-year/50,000-mile Lexus Limited Warranty. Six-year/70,000-mile Powertrain Warranty. Six-year/unlimited-mileage Corrosion Perforation Warranty. Eight-year/100,000-mile Hybrid Battery Warranty. All warranties with zero deductible. See the RX and RX Hybrid *Warranty and Services Guides* at your Lexus dealer for details.



ANYTIME. ANYWHERE. Introduction to the 2009 RX

1




ROAD BOUND All-Wheel Drive

2



ROCKET SCIENCE Performance

4



SOUND BARRIERS Acoustics

6



BIG, BIG WEDNESDAY DVD Rear-Seat Entertainment System

8



POWER LIFTER Power Rear Door

10



LIFE GUARD Safety

12



THE RX PEBBLE BEACH® EDITION

14



GIVES MORE—TAKES LESS Hybrid Technology

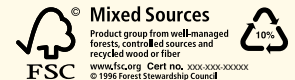
16



DESTINATION: DESSERT Navigation System

20

Lexus is always looking for new ways to be respectful of the environment. As part of this effort, this brochure was printed at Anderson Lithograph, Inc. Anderson is recognized as a sustainable print facility committed to ecologically sound business practices. Additionally, this paper contains post-consumer recycled material and has earned the Mixed Sources label as designated by the Forest Stewardship Council.



*Lexus strives to build vehicles to match customer interest, and thus they typically are built with popular options and option packages. Not all options/packages are available separately, and some may not be available in all regions of the country. See lexus.com for information about options/packages commonly available in your area. If you would prefer a vehicle with no or different options, contact your dealer to check for current availability or the possibility of placing a special order. Specifications, features, equipment, technical data, performance figures, options, and color and trim are based upon information available at time of printing, are subject to change without notice, are for mainland U.S.A. vehicles only. Some vehicles shown with available equipment. Optional equipment listed may not be available separately or in all regions. See your Lexus dealer for details. Lexus reminds you to wear seatbelts, secure children in rear seat, obey all traffic laws and drive responsibly. For more information, call 800-USA-LEXUS (872-5398) or visit lexus.com. To learn more about your financing options, contact your Lexus dealer or call Lexus Financial Services at 800-874-7050.