

2003 MAZDA TRIBUTE

zoom-zoom





**Finally. An SUV**  
where the "S" actually means something.

Put more Sport in your driving equation—in the only SUV designed with the soul of a sports car. Experience sports-car-inspired power and handling, a total sense of command and exhilaration. Drive the Mazda Tribute, the SUV with its priorities in the right order.

# With 201 hp on tap, the whole world's your playground.

Lap up highway miles and mountain roads alike without drawing a deep breath. Take on city traffic without a second thought.

Because this is the SUV born of Mazda's sports-car heritage, an SUV that's truly a blast to drive through all of life's twists and turns.

Responsive power comes from the available 201-hp, 3.0-liter, DOHC V6 and an electronically controlled 4-speed automatic transmission

designed to keep you running along smoothly. There's a fully independent suspension for crisp handling. Rack-and-pinion steering, like

a sports car's, gives you linear effort and a great feel for the road. Big all-season radial tires help grip the pavement, wet or dry.

In a Mazda Tribute, you have the freedom to go far. And all the horses you need to bring you back.



## Hitch up as many horses as you need.

The Mazda Tribute's available 3.0-liter, 24-valve, DOHC V6 pumps out an impressive 201 hp. Its standard 2.0-liter, 16-valve, DOHC 4-cylinder engine generates a fuel-efficient 130 hp. Both powerplants come in 4x2 and 4x4 models.



## It's more fun when you put everything you've got into it.

**Be prepared** to thoroughly enjoy yourself. In any number of ways. Scuba diving, anyone? Simply fold the rear seatback down and load up the gear. Want to keep it all out of sight? With the seatback up, a retractable cover does the job (LX-V6, ES-V6). The liftgate window opens separately and will even accommodate 4x8 sheets of plywood. Up top, a roof rack is standard with available attachments for carrying bicycles or surfboards. There's even an available Towing Package that lets you tow up to 3,500 pounds. But then, the more you put into a Mazda Tribute, the more fun you get out of it.



The Mazda Tribute LX-V6 and ES-V6 models have a 60/40 split rear seatback, and DX models have a one-piece seatback. Either way, when it's folded forward, you have 74 cubic feet of cargo space and a flat load floor to make it especially useful.

**Open for business.** The rear liftgate design features several thoughtful touches. Including a flip-up liftgate window for extra convenience and tinted glass for extra privacy. Built-in liftgate window washer/wiper for a clearer view of things. Plus the safety of a high liftgate clearance height that accommodates even 6-footers.



**The roof rack expands** your space for fun beyond the interior. It's the perfect place to tie down your boards, be they surf, snow or even lumber.



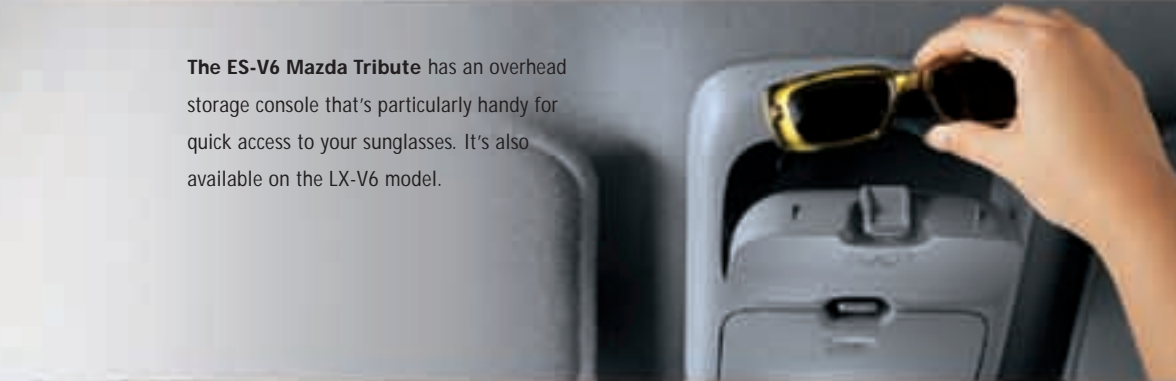


**Who needs a second chance**  
to make a first impression?



# Get a handle on undiluted exhilaration.

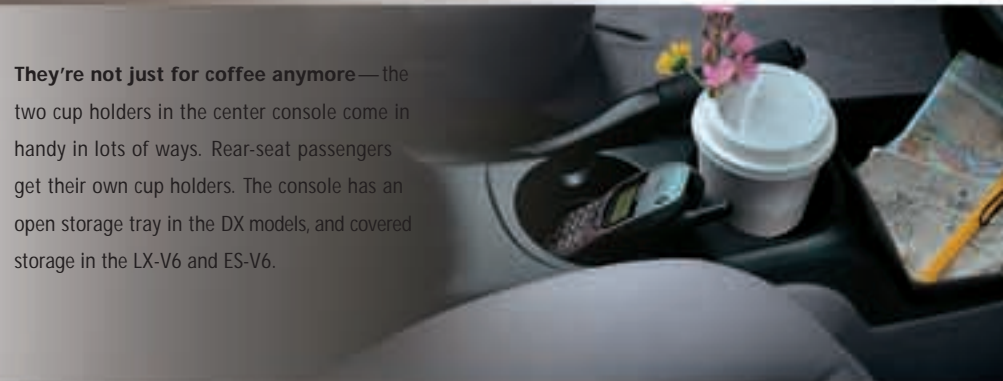
**When it's time** to take things into your own hands, Mazda Tribute makes it all remarkably easy. Comfort, convenience, sporty performance, adrenaline rush—all there, at your fingertips. The driver's seat prepares you by delivering great support. You can achieve complete mastery of your environment with minimal effort. Adjust the tilt steering wheel, set your outside mirrors, raise or lower the windows, lock the doors, bring on the music—all the controls are close and clear. The gauges deliver your operating information efficiently and quickly. And with great outward visibility, you'll know immediately when your goals are in sight. In here, nothing's too long a reach.



**The ES-V6 Mazda Tribute** has an overhead storage console that's particularly handy for quick access to your sunglasses. It's also available on the LX-V6 model.



**A changer for the better** — on both LX-V6 and ES-V6 models, there's an available in-dash, 6-disc CD changer/AM/FM/cassette sound system with 190 watts of power, and 7 speakers (including a subwoofer). A 100-watt AM/FM/CD stereo with 4 speakers is standard equipment.




**They're not just for coffee anymore**—the two cup holders in the center console come in handy in lots of ways. Rear-seat passengers get their own cup holders. The console has an open storage tray in the DX models, and covered storage in the LX-V6 and ES-V6.

## Not a bad seat in the house.

Whether you're piloting your Mazda Tribute through a mountain pass—or just along for the ride—you can count on a first-class seat. Contoured front bucket seats with lumbar support and wide bolsters cradle you comfortably even in curves. And raised rear seats provide a better view for passengers in back.





**Fog lights** (standard on the LX-V6 and ES-V6) help you see and be seen when the weather cuts into your visibility.

## Weather or not, here we come.

If you seek snow—or it finds you—you'll be happy to know that the Mazda Tribute has available 4WD that makes it a great foul-weather friend. The technically advanced Rotary Blade Coupling design is an "as-required" system that automatically engages when road conditions go bad and require extra traction. Rain, sleet, snow, a muddy backcountry road—when the system senses any slipping of the front wheels, it transfers power to the rear wheels as needed. And so smoothly, you'll probably never feel it kick in. You can also lock the center differential, useful for better control on really slippery surfaces. So who needs weather reports?





Mazda Tribute's built-in safety features include 2nd-generation dual front air bags\* and 3-point safety belts for all outboard seating positions. For added protection, side-impact air bags\* are standard on ES-V6 and available on LX-V6.

SRS AIRBAG

## Play it safe.

As much fun as it is to drive, safety is another compelling feature of the Mazda Tribute. Fact is, Mazda's "Triple H" steel reinforcements at key points in the roof, floor and body side surround you with a "safety cage." And front and rear "crumple zones" help absorb impact energy. An advanced Anti-lock Brake System (ABS) with Electronic Brakeforce Distribution (EBD) is standard on ES-V6 and available on LX-V6. So relax and rest assured, Mazda Tribute is a very safe place to play.

\*Always wear your safety belt and secure children in the rear seat.

## An Exciting Past. An Exhilarating Future.

**Innovative. Stylish. Fun-to-drive.** For more than 40 years, Mazda has dedicated itself to engineering vehicles for drivers who truly savor the "emotion of motion." That fun-to-drive, connected-to-the-road feeling that can turn a simple drive into an exhilarating experience. Which is why you'll find the "soul of a sports car" in every vehicle we make. From the MX-5 Miata and Protegé5 to Tribute and MPV, Mazdas don't look like—or drive like—anything else on the road. There's a Zoom-Zoom factor in their DNA—part engineering, part spirit. We invite you to share the Mazda spirit with us. You'll definitely find yourself in good company.



Mazda RX-8 Coming Spring/Summer 2003




**There's no telling how far Zoom-Zoom can take you.** For an experience that's about a million miles away from the ordinary, park your Web browser at [www.MazdaUSA.com](http://www.MazdaUSA.com). You'll not only get to preview two of Mazda's hottest new creations, the exciting MAZDA6 and the adrenaline-pumping Mazda RX-8, you'll also get to "build" the Mazda of your dreams. Select any model, color, options and accessories you like—all interactively. We'll even show you what it looks like, help you request a quote, provide a map to your nearest Mazda dealer, and clue you in on special offers. So pay us a visit. And catch up on all the Zoom-Zoom you've been missing.

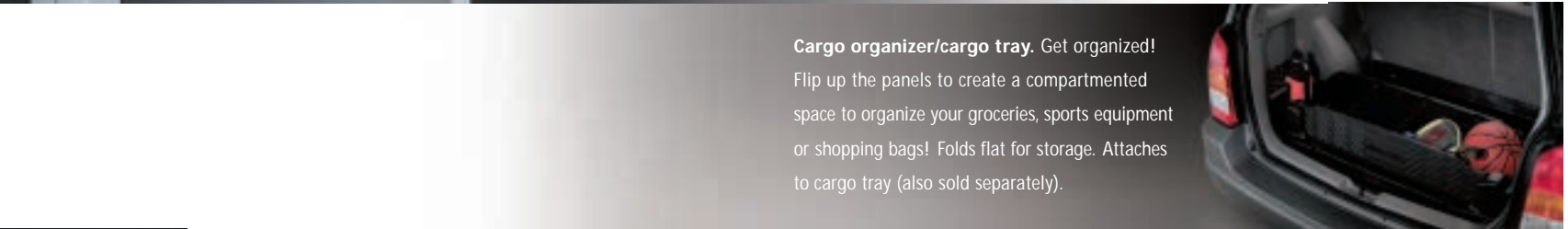
## A More Liberating Approach To Owner Peace Of Mind.

To ensure your new Mazda continues to be a source of pride and exhilarating performance for years to come, we created the **Mazda Driver's Assurance Plan**. It starts the minute you pick up the keys to your new Mazda. And it protects your new vehicle with a **36-month/50,000-mile "Bumper-to-Bumper" Limited Warranty**. While under warranty, you're also automatically enrolled in our **24-hour Emergency Roadside Assistance** program to help minimize any inconvenience if an unexpected problem should occur on the road. Equally important, should your Mazda ever require a warranty repair, the **Mazda Service Transportation Solution** can typically make sure you have another vehicle to drive. With the Mazda Driver's Assurance Plan, your time and satisfaction come first. And the welcomed results are an exceptional level of customer care and greater peace of mind. For complete details, see your Mazda dealer.


MazdaUSA.com



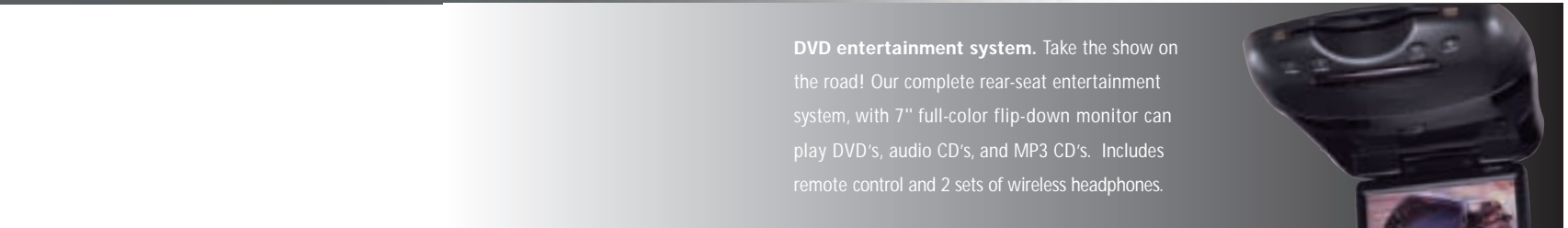
**Rear spoiler** adds a sporty touch and helps keep the rear window free of dust and snow for better visibility.



**Cargo organizer/cargo tray.** Get organized! Flip up the panels to create a compartmented space to organize your groceries, sports equipment or shopping bags! Folds flat for storage. Attaches to cargo tray (also sold separately).



**Compass and outside temperature auto-dimming mirror** automatically dims to reduce glare from headlights of cars behind you. Bright LED readout with compass and outside temperature. Replaces interior rearview mirror.



**DVD entertainment system.** Take the show on the road! Our complete rear-seat entertainment system, with 7" full-color flip-down monitor can play DVD's, audio CD's, and MP3 CD's. Includes remote control and 2 sets of wireless headphones.

Full- or half-front mask
Side step tubes
Rear mud guards
Rear bumper step plate
Cassette player
In-dash 6-disc CD changer
MiniDisc player
All-weather floor mats
Bike attachment (roof-rack or trailer-hitch mount)
Ski attachment (roof-rack mount)
Roof luggage basket with stretch net
Roof cargo box
Cargo net
Cargo divider
Moonroof wind deflector
Hood bug deflector
Car cover; car cover cable lock
Interior dust and pollen filter
Wheel locks
Engine block heater
Touch-up paint



All Genuine Mazda Accessories, if installed by a Mazda dealer prior to or at initial vehicle retail delivery, carry the same new-vehicle limited warranty as the Mazda Tribute. Ask your dealer for details.

**MECHANICAL FEATURES**

	DX	LX-V6	ES-V6
2.0L DOHC 16-valve 4-cylinder engine with 130 hp	S	—	—
3.0L DOHC 24-valve V6 engine with 201 hp	—	S	S
5-speed manual overdrive transmission	S	—	—
4-speed automatic overdrive transmission	—	S	S
Front-wheel drive	S	S	S
Power-assisted rack-and-pinion steering with engine-speed-sensing variable assist	S	S	S
Power-assisted front disc/rear drum brakes	S	S	S
Anti-lock Brake System (ABS) with Electronic Brakeforce Distribution (EBD)	—	O	S

**EXTERIOR FEATURES**

	DX	LX-V6	ES-V6
16-inch 6-spoke alloy wheels, P215/70R16 all-season tires	S	—	—
16-inch 5-spoke alloy wheels, P235/70R16 all-season tires	—	S	S
Molded-color bumpers and lower body cladding	S	—	—
Painted bumpers and lower body cladding	—	S	S
Painted wheel-arch moldings	—	S	S
2-speed variable-intermittent wipers	S	S	S
Intermittent rear wiper/washer	S	S	S
Flip-up liftgate window	S	S	S
Privacy-tint glass on rear windows and liftgate	S	S	S
Clear-lens halogen headlights with automatic shutoff	S	S	S
Clear-lens fog lights	—	S	S
Roof rack with adjustable crossbars	S	S	S

**INTERIOR FEATURES**

	DX	LX-V6	ES-V6
2nd-generation dual front air bags*	S	S	S
Reclining front bucket seats	S	S	S
Adjustable driver's seat height and lumbar support	—	S	S
6-way power driver's seat	—	O	S
1-piece fold-down rear seat	S	—	—
60/40 split fold-down rear seat with reclining seatbacks	—	S	S
Cloth upholstery	S	S	—
Leather-trimmed upholstery† and steering-wheel rim	—	—	S
Carpet floor mats	S	S	S
Brushed-aluminum-look trim rings on gauges	S <sup>§</sup>	S <sup>§</sup>	S <sup>§</sup>
Brushed-aluminum-look trim on center dash panel	S	S	S <sup>§</sup>
Carbon-fiber-look trim on center dash panel	—	—	S <sup>§</sup>
Retractable cargo cover	—	S	S
Power windows with driver's 1-touch-down feature	S	S	S
Power door locks with 2-stage unlocking	S	S	S
Remote keyless entry system	S	S	S
Engine-immobilizer anti theft system	S	S	S
10-minute key-off power reserve for windows and moonroof	S	S	S
Tilt steering column	S	S	S
Cruise control with steering-wheel-mounted controls	—	S	S
Front and rear cup holders	S	S	S
Center console with open storage tray	S	—	—
Center console with covered storage and armrest lid	—	S	S
Overhead storage console	—	P	S
Dual vanity mirrors with covers; overhead map light	S	—	—
Dual lighted vanity mirrors with covers; overhead map light	—	S	S
Heater/defroster with rear-seat heater ducts	S	S	S
CFC-free air conditioning; rear window defogger	S	S	S
100-watt AM/FM/CD stereo with 4 speakers and digital clock	S	S	S

**OPTIONS AND OPTION PACKAGES**

	DX	LX-V6	ES-V6
<b>Cold Package:</b> Heated front seats; heated rearview mirrors	—	—	O
<b>Towing Package:</b> Frame-mounted Class II hitch receiver with 3500-lb capacity; engine-oil cooler; trailer wiring harness	—	O	O
<b>Premium Audio Package:</b> 190-watt AM/FM/cassette stereo with in-dash 6-disc CD changer; 7 speakers, including subwoofer; digital clock	—	O	O
<b>Luxury Package:</b> Premium Audio Package; power sliding-glass moonroof with interior sunshade and overhead storage console (LX-V6)	—	O	O
Automatic on-demand 4-wheel drive with Rotary Blade Coupling and lockable center differential	O	O	O
Anti-lock Brake System (ABS) with Electronic Brakeforce Distribution (EBD)	—	O	S
Front side-impact air bags* (requires ABS)	—	O	S
Rear spoiler	O/A	O/A	O/A
Rear bumper step plate	O/A	O/A	O/A
Side step tubes	O/A	O/A	O/A
Wheel locks	O/A	O/A	O/A
6-way power driver's seat	—	O	S
All-weather floor mats	O/A	O/A	O/A
Rear cargo net	O/A	O/A	O/A
Rear cargo tray	O/A	O/A	O/A
Rear cargo tray and organizer	O	O	O
Perimeter alarm	O	O	O
Compass and outside temperature auto-dimming mirror	O/A	O/A	O/A
In-dash 6-disc CD changer	O/A	O/P/A	O/P/A
Cassette player	O/A	O/P/A	O/P/A
DVD entertainment system (not available with Luxury Package)	O/A	O/A	O/A

**SPECIFICATIONS**

	DX	LX-V6, ES-V6
Engine size and type	2.0L DOHC 16-valve 4-cylinder	3.0L DOHC 24-valve V6
Horsepower, SAE Net	130 @ 5400 rpm	201 @ 5900 rpm
Torque, SAE Net lb-ft	135 @ 4500 rpm	196 @ 4700 rpm
Ignition system	Distributorless electronic ignition	
Fuel system; recommended fuel type	Multipoint electronic fuel injection; regular unleaded gasoline	
EPA estimated fuel economy, mpg	2WD: 23 city/28 highway 4WD: 22 city/25 highway	2WD: 19 city/25 highway 4WD: 18 city/23 highway
Body construction	Utilized steel with "Triple H" construction	
Steering	Rack-and-pinion with engine-speed-sensing variable power assist	
Turning circle, curb-to-curb	35.4 feet	36.8 feet
Base curb weight	2WD: 3045 lb 4WD: 3201 lb	2WD: 3309 lb 4WD: 3474 lb

	DX	LX-V6, ES-V6
Wheelbase/overall length	103.1/173.0	103.1/173.0
Overall width	70.8	71.9
Overall height	69.3	69.9
Track, front/rear	60.6/59.8	61.0/60.2
Ground clearance	7.9	8.4

	DX	LX-V6, ES-V6
Headroom, front/rear with moonroof	40.3/38.9	40.3/38.9
Legroom, front/rear	41.7/36.9	41.7/36.9
Shoulder room, front/rear	55.9/55.7	55.9/55.7

	DX	LX-V6, ES-V6
Cargo volume, rear seat up (cubic feet)	33.1	33.1
Cargo volume, rear seat folded (cubic feet)	74.4	74.4
Passenger volume (cubic feet)	100.7	100.7
Passenger volume with moonroof (cubic feet)	—	95.6
Roof-rack payload (lb)	100	100
Fuel tank capacity (gallons)	16.4	16.4



**GLACIER SILVER METALLIC**  
 • Mazda Tribute DX Dark Flint Gray Cloth  
 • Mazda Tribute LX-V6 Dark Flint Gray Cloth  
 • Mazda Tribute ES-V6 Dark Flint Gray Leather



**DARK TITANIUM METALLIC**  
 • Mazda Tribute DX Dark Flint Gray Cloth  
 • Mazda Tribute LX-V6 Dark Flint Gray Cloth  
 • Mazda Tribute ES-V6 Dark Flint Gray Leather



**PEBBLE ASH METALLIC**  
 • Mazda Tribute DX Dark Flint Gray Cloth  
 • Mazda Tribute LX-V6 Dark Flint Gray Cloth  
 • Mazda Tribute ES-V6 Dark Flint Gray Leather



**LIGHT TUNDRA METALLIC**  
 • Mazda Tribute DX Dark Flint Gray Cloth  
 • Mazda Tribute LX-V6 Dark Flint Gray Cloth  
 • Mazda Tribute ES-V6 Dark Flint Gray Leather



**REDFIRE METALLIC**  
 • Mazda Tribute DX Dark Flint Gray Cloth  
 • Mazda Tribute LX-V6 Dark Flint Gray Cloth  
 • Mazda Tribute ES-V6 Dark Flint Gray Leather



**CALYPSO BLUE METALLIC**  
 • Mazda Tribute DX Dark Flint Gray Cloth  
 • Mazda Tribute LX-V6 Dark Flint Gray Cloth  
 • Mazda Tribute ES-V6 Dark Flint Gray Leather Cloth



**MERLOT PEARL METALLIC**  
 • Mazda Tribute DX Medium Pebble Beige Cloth  
 • Mazda Tribute LX-V6 Medium Pebble Beige Cloth  
 • Mazda Tribute ES-V6 Medium Pebble Beige Leather



**CLASSIC WHITE CLEARCOAT**  
 • Mazda Tribute DX Medium Pebble Beige Cloth  
 • Mazda Tribute LX-V6 Medium Pebble Beige Cloth  
 • Mazda Tribute ES-V6 Medium Pebble Beige Leather



**MYSTIC BLACK CLEARCOAT**  
 • Mazda Tribute DX Medium Pebble Beige Cloth  
 • Mazda Tribute LX-V6 Medium Pebble Beige Cloth  
 • Mazda Tribute ES-V6 Medium Pebble Beige Leather

**INTERIOR FABRICS**



MEDIUM PEBBLE BEIGE CLOTH Tribute DX



DARK FLINT GRAY CLOTH Tribute DX



MEDIUM PEBBLE BEIGE CLOTH Tribute LX-V6



DARK FLINT GRAY CLOTH Tribute LX-V6



MEDIUM PEBBLE BEIGE LEATHER Tribute ES-V6



DARK FLINT GRAY LEATHER Tribute ES-V6

S : Standard O : Optional P : Package A : Dealer-installed accessory — : Not available  
 \* Always wear your safety belt and secure children in the rear seat.  
 † Seating surfaces upholstered in leather except for leather-look vinyl on seat side panels, rear sides of seatbacks and other minor areas.  
 § ES-V6 units built prior to December 2002 will be equipped with brushed-aluminum-look trim. Brushed-aluminum-look trim rings standard on all models from December 2002 production.

**www.MazdaUSA.com**  
 Wherever you see this symbol, you can get the whole story on our Interactive Web site.

**PRODUCT CHANGES AND OPTIONS AVAILABILITY:** Following publication of this brochure, certain changes in standard equipment, options, prices and the like, or product delays may have occurred which would not be included in these pages. Your Mazda dealer is your best source for up-to-date information. Mazda reserves the right to change product specifications at any time without incurring obligations. Options shown or described in this brochure are available at extra cost and may be offered only in combination with other options or subject to additional ordering requirements or limitations.



zoom-zoom

 **mazda**<sup>®</sup>  
www.MazdaUSA.com

 10% TOTAL RECOVERED FIBER  
ALL POST-CONSUMER FIBER  BETTER DRIVERS  
BUCKLE UP

7755 IRVINE CENTER DRIVE, IRVINE, CA 92618 800-639-1000 ©2002 MAZDA NORTH AMERICAN OPERATIONS PRINTED IN U.S.A. 8/02 (275M) PART NO 9999-92-010S-03