

T H E 2 0 0 2 C H E V Y

Impala



PERFORMANCE THAT STIRS THE SOUL.

Bring on the twisty curves and scenic straightaways. The agile Chevy Impala — with its responsive Total Performance System, tuned suspension and precisely balanced chassis — rewards your passion for driving. And while Impala appeals to your heart, it also satisfies your desire for excellence in a quality-built automobile. A soul-stirring drive awaits ... in your new Chevy Impala.

Throughout this brochure, you'll find invitations to learn more about Impala's features by visiting chevy.com/impalabrochure



“The legendary Impala nameplate has great meaning for all of us at Chevrolet. That’s why today’s Impala had to be special. Responsive, luxurious, well-built and beautifully designed — it’s everything you expect a Chevy Impala to be. You’ll love driving it.”

— Don Parkinson, Impala Brand Manager,
Chevrolet Division



FOR MORE INFORMATION ...
visit our web site at chevy.com

RESPONSIVE, POWERFUL – AND 32 MPG, TOO.

This is American driving at its best, and you'll love the mileage. Impala's 180-hp 3400 V6 delivers best-in-class highway MPG (an EPA estimated MPG 21 city, 32 highway). The 200-hp 3800 V6 in Impala LS is also remarkably fuel-efficient (EPA estimated MPG 19 city, 29 highway).



IMPALA PERFORMANCE TECHNOLOGY

- 200-hp 3800 V6 engine (standard in Impala LS, optional in Impala)
- Four-wheel independent Sport Touring suspension (standard in Impala LS, optional in Impala)
- Four-wheel disc brakes with a four-wheel antilock brake system (ABS) are standard in Impala LS, optional in Impala
- All-Speed Traction Control (standard in Impala LS, optional in Impala)



FOR MORE INFORMATION ...
visit our web site at chevy.com

Note: Unless otherwise noted, all claims in this brochure are based on 2001 competitive information and the GM Mid-Sedan Car segment. Excludes other GM vehicles.

Impala LS Sedan in Black.


RESPONSIVE, POWERFUL – AND 32 MPG, TOO.

This is American driving at its best, and you'll love the mileage. Impala's 180-hp 3400 V6 delivers best-in-class highway MPG (an EPA estimated MPG 21 city, 32 highway). The 200-hp 3800 V6 in Impala LS is also remarkably fuel-efficient (EPA estimated MPG 19 city, 29 highway).



200-HP 3800 V6 ENGINE

The highly acclaimed 3800 Series II V6 engine (standard in Impala LS and optional in Impala) generates 200 horsepower at 5200 rpm and 225 lb.-ft. of torque at 4000 rpm.



MAGBEAM CONSTRUCTION DELIVERS QUALITY YOU CAN FEEL

The MagBeam instrument-panel support (constructed of superstrong yet lightweight magnesium) increases structural rigidity which in turn enhances the Impala driving experience.



TORQUE YOU'LL REALLY FEEL

The 200-horsepower 3800 Series II V6 (standard in Impala LS) has a wide, flat torque curve that provides quick city traffic acceleration and ample highway merging and passing power.



INDEPENDENT SUSPENSION

A four-wheel independent suspension is an important reason why Impala has such a quiet ride, impressive agility and a "sport sedan" attitude.

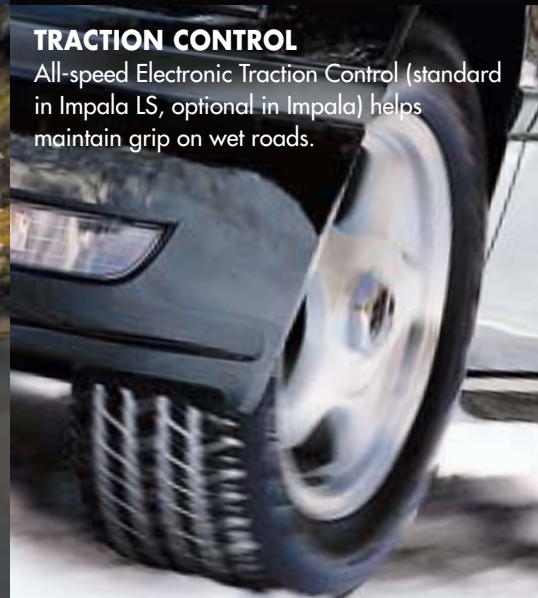


MASSIVE FOUR-WHEEL DISC BRAKES

Impala's braking system is enhanced by innovative front brake cooling ducts, rotors, pads and calipers maximized to fit 16-inch wheels. The antilock brake system (ABS) is standard in Impala LS and optional in Impala.

TRACTION CONTROL

All-speed Electronic Traction Control (standard in Impala LS, optional in Impala) helps maintain grip on wet roads.



FOR MORE INFORMATION ...
visit our web site at chevy.com

Note: Unless otherwise noted, all claims in this brochure are based on 2001 competitive information and the GM Mid-Sedan Car segment. Excludes other GM vehicles.

“THE BEST IMPALA EVER ...” In just two short years, the new-generation Impala has rocketed up the sales charts, delighted owners, made fans of industry critics and earned award after award. One of them: *Kiplinger’s* prestigious “Best in Class” award, in which the Impala LS beat 99 other competitors, including the 2001 Accord, Camry and Taurus (models rated).

Reprinted with permission from the December 2000 issue of *Kiplinger’s Personal Finance*.
© 2000, The Kiplinger’s Washington Editors, Inc.

“A Best Overall Value Of The Year (large class).”*

— **INTELICHOICE 2001 THE COMPLETE CAR COST GUIDE™**

“The large four-wheel disc brakes, stiff structure and more than 140 standard safety features combine to make the Impala (LS) an enjoyable car to drive. With the sport suspension, it’s downright fun.”

— **AAA 2001 NEW CAR AND TRUCK BUYING GUIDE**

“Roomy. Comfortable. Lively ... a thoroughly pleasant car in which to ‘See the U.S.A.’”

— **DAN JEDLIKA,
AUTOMOTIVE EDITOR,
MSN.CARPOINT**

“Chevrolet Impala LS. Two hundred horses under the hood and plenty of room for friends take this Chevy model to the top.”

— **“BEST IN CLASS” AWARD (for cars priced between \$18,000 and \$25,000).
KIPLINGER’S PERSONAL FINANCE MAGAZINE, 2001**

“BEST BET.”


— **JACK GILLIS, THE 2001 ULTIMATE CAR BOOK
(Intermediates, price range \$19,000—
\$23,000. Excludes other GM vehicles.)**

“This is overall and inarguably the best Impala ever ...”

— **AMI AUTO WORLD WEEKLY
January 30, 2001**

*Based on 2001 base model.
Intellichoice® Inc.
www.intellichoice.com

Impala LS Sedan in White. 9

 FOR MORE INFORMATION ...
visit our web site at chevy.com

IMPALA LS. WHAT ARE YOU WAITING FOR?

Isn't driving supposed to be fun? Impala LS sport-sedan credentials include a 200-hp 3800 V6, the confidence of all-speed Traction Control, and the poise of a Sport Touring suspension.

So, go ahead ... make your day.



IMPALA LS SEDAN FEATURES

- 200-hp 3800 V6 engine (standard in Impala LS, optional in Impala)
- Four-wheel independent Sport Touring suspension (standard in Impala LS, optional in Impala)
- Four-wheel disc brakes with a four-wheel antilock brake system (ABS) are standard in Impala LS, optional in Impala
- All-speed Traction Control (standard in Impala LS, optional in Impala)

To see a 360-degree view of Impala LS, visit our web site, chevy.com/impalabrochure



FOR MORE INFORMATION ...
visit our web site at chevy.com

THE MOST LUXURIOUS IMPALA YET.

Impala LS meets your high standards for luxury in the way it holds you ... comforts you ... entertains you ... and indulges you with amenities. With everything this superbly crafted automobile offers, you have to wonder why some people spend so much more to get so much less.

To see a 360-degree view of the Impala LS interior, visit our web site, chevy.com/impalabrochure

IMPALA LS INTERIOR FEATURES

- Standard Sport Cloth front bucket seats with center console
- Optional leather seating surfaces
- Dual temperature controls for driver and front passenger
- Six-way power driver seat
- AM/FM stereo with cassette player and Radio Data System (RDS)
- Gauge package with tachometer
- OnStar*

*One-year OnStar Safety and Security service contract is standard on Impala LS. Call 1-800-ONSTAR-7 for system limitations and details.



PREMIUM SOUND SYSTEM

An optional sound system features a new amplifier that uses Special Dynamics Processing to increase dynamic impact and provide clear, lush sound, even at low listening levels. So whether you like talk radio or rap, jazz or country, turn it up and you get open, detailed sound quality.



RADIO DATA SYSTEM (RDS)

A standard RDS-capable audio system allows drivers to receive a wide variety of information, like a radio station's format, text messages, and traffic or weather bulletins. (RDS functions only when stations broadcast RDS information.)



OPTIONAL 60/40 SPLIT BENCH

You'll enjoy the added convenience of six-passenger seating in Impala LS with the optional 60/40 split-bench front seat. Optional leather seating surfaces shown.



ELECTRIC SUNROOF

Touch a button and the optional electrically operated sunroof tilts up or slides back to help you enjoy warm breezes. The deep-tinted panel includes a sunshade.



DRIVER INFORMATION CENTER WITH THEFT-DETERRENT ALARM SYSTEM

A trip computer, outside temperature display, compass, Homelink universal garage door opener and theft-deterrent alarm system are included with this option.



HEATED SIDE MIRRORS

Dual, electrically heated, power outside mirrors are standard on Impala LS. You'll appreciate them on cold, drizzly days, or during snowy or icy conditions.



DUAL TEMPERATURE CONTROLS

Separate driver and front-passenger temperature controls make travel inside an Impala even more luxurious.

ONE DRIVE IS ALL IT TAKES. Test drive an Impala LS and you might not want to bring it back. The agility, the power and the responsiveness remind you just why you got a driver's license in the first place.



IMPALA LS CONVENIENCE FEATURES

- Driver Message Center with 17 different displays
- Radio Data System (RDS)
- Radio controls on steering wheel (optional)
- Self-dimming rearview mirror (standard on Impala LS, optional on Impala)
- In-dash ignition
- Power door lockout protection

ONE DRIVE IS ALL IT TAKES. Test drive an Impala LS and you might not want to bring it back. The agility, the power and the responsiveness remind you just why you got a driver's license in the first place.



THE SECURITY OF ONSTAR — STANDARD IN IMPALA LS.

Press the OnStar button and helpful OnStar Advisors can give you valuable assistance in just about any emergency situation — 24 hours a day, seven days a week — helping to provide safety and security wherever you drive.

- If an air bag deploys, OnStar will automatically alert an Advisor, who will contact emergency help.
- OnStar convenience services, part of the optional OnStar Premium Service Plan, include directions and assistance in making hotel and restaurant reservations.

One-year OnStar Safety and Security service contract is standard on Impala LS. Call 1-800-ONSTAR-7 or visit onstar.com for system limitations and details. OnStar uses existing emergency service providers and cellular and satellite technologies.



To learn more about the safety, security and convenience features of OnStar, visit onstar.com

RADIO DATA SYSTEM (RDS) STANDARD IN EVERY IMPALA.

Impala features a standard RDS-capable audio system that:

- lets you find stations by inputting music type (e.g., jazz or rock) or program type (e.g., talk or sports) and automatically locates the signal that is carrying a given broadcast.
- may be programmed to interrupt your cassette or CD play with important traffic bulletins or emergency weather reports. (RDS functions only where stations broadcast RDS information.)



Get an informative demonstration of Impala's Radio Data System features at chevy.com/impalabrochure

YOUR OWN PERSONAL SECURITY ZONE. With a standard safety package that's both comprehensive and advanced, the 2001 Impala received the highest U.S. government rating in front crash testing for the driver and front passenger (five stars). In so many ways, Impala is thoughtfully designed to help make you feel secure.

2002 IMPALA SAFETY FEATURES

- **Four-wheel antilock brakes (standard on LS).** Designed to help reduce wheel lockup and help you maintain steering control while braking.
- **Rigid safety-cage body construction.** Impala has a high-strength steel "safety cage" body structure with side-door beams. Front and rear "crush zones" absorb energy in a collision to help preserve the integrity of the passenger compartment.
- **2003 safety today.** Impala meets 2003 model year federal standards for enhanced head-impact protection, thanks, in part, to specially contoured and energy-absorbing interior surfaces.
- **Driver side-impact air bag* (standard on LS).** Helps reduce the risk of certain injuries to front-seat occupants in side impacts (standard in Impala LS and available in Impala). Dual front air bags are standard equipment.
- **Daytime Running Lamps with Automatic Lamp Control.** During daytime driving situations, reduced-intensity, high-beam headlamps come on automatically.
- **OnStar Safety and Security Package (standard on LS).†** With the touch of a button, an OnStar Advisor is available to contact emergency service providers or roadside assistance.

For more details on Impala's comprehensive standard safety package, visit our web site at chevy.com/impalabrochure



Impala earns highest U.S. government safety rating in front crash testing:

This five-star rating is the highest possible front crash test rating for the driver and front passenger. This test of the 2001 Impala was conducted by the National Highway Traffic Safety Administration (NHTSA) as part of its New Car Assessment Program (NCAP).

*Always use safety belts and proper child restraints, even with air bags. Children are safer when properly secured in a rear seat. Never place a rear-facing infant restraint in the front seat of any vehicle equipped with an active air bag. See the Impala Owner's Manual and child safety seat instructions for more safety information.

†One-year OnStar Safety and Security service contract is standard on Impala LS. Call 1-800-ONSTAR-7 for system limitations and details.

IMPALA SEDAN. YOUR ESCAPE FROM BORING CARS.

Who wants ordinary? You expect more, and by any measure, Impala delivers. This is a spacious, quiet, nimble sedan with a spirited 180-hp V6, standard. It all adds up to excellence — with an exhilarating edge.



IMPALA SEDAN FEATURES

- 180-hp 3400 V6 engine with Sequential Fuel Injection
- Four-wheel independent Touring suspension
- Four-speed electronically controlled automatic transmission
- Power four-wheel disc brakes
- Power rack-and-pinion steering
- 16-inch wheels with bolt-on wheel covers
- P225/60R-16 all-season tires



FOR MORE INFORMATION ...
visit our web site at chevy.com

REAL SIX-PASSENGER SPACIOUSNESS.

You asked for a car that's big on the inside — with the agility and fuel efficiency* of a midsize car. It's all yours — in a Chevy Impala.

IMPALA FEATURES

- Seating for six passengers with more stretch-out comfort than any Camry or Accord sedan
- A spacious 18.6 cu. ft. trunk with a low liftover and optional split-folding rear seat
- Air conditioning (with separate driver and front-passenger temperature controls)
- PASSlock theft-deterrent system
- Power door locks with lockout protection
- Power windows with driver's Express-Down feature and a power trunk release
- Electric rear-window defogger
- Dual front-armrest cup holders
- Best-in class highway fuel economy (EPA estimated MPG 21 city, 32 highway with standard 3400 V6).

*Based on 2001 EPA Large Car segment (cars with V6 engines).

“Inside, the Impala has room to spare, with 104.5 cubic feet. Everyone gets to stretch out in every conceivable direction.”

— AMI Auto World Weekly



FOR MORE INFORMATION ...
visit our web site at chevy.com

Impala Sedan interior in Neutral with optional leather seating surfaces (excludes center rear seat).

YOU'LL LOVE THE ROOM AND ATTENTION TO DETAIL.



REAR-SEAT PASSENGERS ENJOY THE VIEW, TOO

Impala has "theatre seating" that positions the car's rear seat a bit higher than the front seat, so everyone gets a great view of the road ahead.

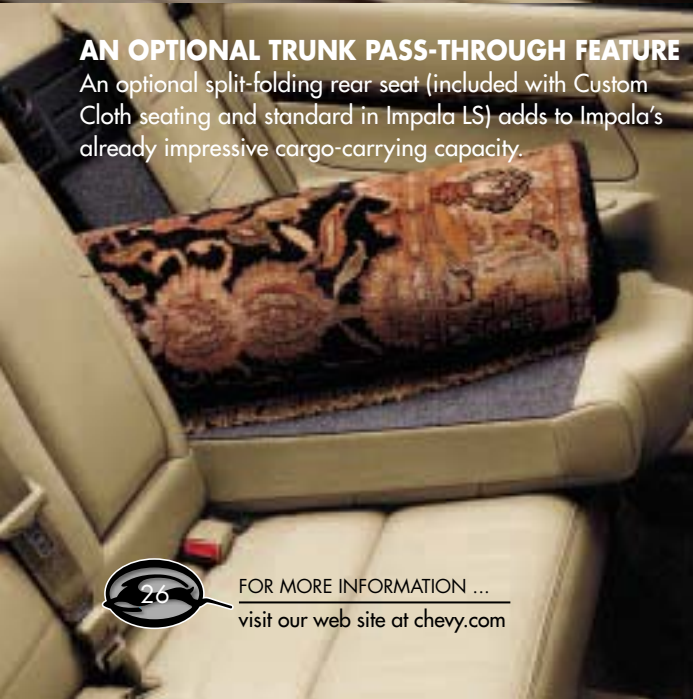


DUAL TEMPERATURE CONTROLS

Above: This convenience feature, now standard in every Impala, allows the driver and right front passenger to adjust the temperature in their respective zones for greater comfort.

12-VOLT POWER OUTLET

Above: This auxiliary 12-volt power outlet provides power for electrical accessories, such as laptop computers or cell phones.



AN OPTIONAL TRUNK PASS-THROUGH FEATURE

An optional split-folding rear seat (included with Custom Cloth seating and standard in Impala LS) adds to Impala's already impressive cargo-carrying capacity.



ARMREST CUP HOLDERS

Four cup holders in all: two in the front and two in the rear-center folding armrest that's included with the optional split-folding rear seat in Impala.



REAR-SEAT HEAT DUCTS

Rear-seat passengers stay nice and warm on chilly days, thanks to heat ducts located under Impala's front seats that route warm air into the rear seating area.

REAR-SEAT SHOULDER BELTS

Easy-to-use safety shoulder belts are provided for all three rear-seat occupants. Head restraints, also for all three rear-seat passengers, add to the comfort. Also standard: easy-to-use LATCH (Lower Anchorages and Top Tether anchorages for CHildren) system to make it easier to properly secure a compatible child safety seat in any rear-seat position.

QUALITY IS ALWAYS BUILT ON A SOLID FOUNDATION.

Strong. Solid. Responsive. These words define the Impala driving experience. And here's what contributes to this feeling of excellence: a robust structure, strong steel safety cage, a cross-car MagBeam and a precisely tuned independent suspension.

THE SECURITY OF BATTERY-RUNDOWN PROTECTION

Standard in every 2002 Impala, this thoughtfully designed system automatically shuts off courtesy lights — dome, reading and glove box — if they're accidentally left on for 10 minutes, to prevent battery rundown.

IMPRESSIVE FUEL ECONOMY

With the 200-hp Series II 3800 V6 (standard in Impala LS), EPA estimated MPG is 19 city, 29 highway. That's better highway fuel economy than the V6 Honda Accord or V6 Toyota Camry.

Based on 2001 EPA estimated MPG, Honda Accord (20 city, 28 highway) and Toyota Camry (20 city, 27 highway).

MAGBEAM STRUCTURE BAR FOR A SOLID DRIVING FEEL

A magnesium instrument-panel beam spans the width of the car, helping to reduce vibration that can occur over time, especially in the heating, air conditioning and audio systems.

AN ALUMINUM ENGINE CRADLE ENHANCES RIDE AND RESPONSE

A significant contributor to Impala's agile maneuverability is an engine cradle made of extruded aluminum that's lighter and stiffer than conventional steel cradles — which in turn allows precise tuning of the suspension.

STRUT TOWER BRACE ADDS STRUCTURAL RIGIDITY

A steel brace connecting the front strut towers, part of Impala's Total Performance System, contributes to precise response by reducing twisting motion and body roll during cornering.

A PROGRAMMABLE DRIVING ENVIRONMENT

Features you can program include the horn chirp that accompanies Remote Keyless Entry (standard in Impala LS). Delayed headlamp illumination and automatic door lock/unlock sequence can be programmed through Impala's advanced audio system.

THE PROTECTION OF SAFETY-CAGE CONSTRUCTION

A reinforced steel cage surrounds the entire Impala passenger compartment. The strategic use of energy-absorbing materials on the pillars helps Impala meet 2003 model year federal standards for enhanced head-impact protection.

EASY-TO-USE LATCH SYSTEM FOR CHILD SAFETY SEATS

The 2002 Impala is designed to accommodate a child safety seat in any of the rear seating positions. Impala also has the new LATCH (Lower Anchorages and Top tether anchorages for CHildren) system. Located behind the top of the rear seat and at the bottom of the rear seatback cushion, these anchors are designed to make it easier to install compatible child safety seats properly.

THE QUALITY OF A ONE-PIECE SIDE STRUCTURE

A one-piece door "ring" provides structural rigidity and uniform build quality. This is an important reason why Impala has such a quiet ride and solid feel on the road.

ELECTRONIC TRACTION CONTROL

All-speed Electronic Traction Control helps maintain traction by reducing wheel spin on slippery surfaces. The system reduces engine power and automatically modulates the brakes. Electronic Traction Control is standard in Impala LS and optional in Impala.

MASSIVE FOUR-WHEEL DISC BRAKES

Impala offers standard large-diameter, four-wheel disc brakes. Front brake cooling ducts direct air onto the front rotors and calipers, for excellent dissipation of brake heat to help minimize fading.

RIDE-ENHANCING FOUR-WHEEL INDEPENDENT SUSPENSION

A precisely tuned four-wheel independent suspension and standard 16-inch wheels provide a superb blend of driving comfort and confidence-inspiring control.

WHEREVER AMERICA'S GOING, WE'LL BE THERE.

Chevrolet is there with the largest dealer network in the USA — and a comprehensive owner protection plan that will look after you from the moment you take delivery of your new Impala. The plan includes a New Vehicle Limited Warranty, 24-hour Roadside Assistance and Courtesy Transportation. It's an owner protection plan you can believe in.



NEW VEHICLE LIMITED WARRANTY

This warranty is for GM vehicles registered in the USA. See your Chevrolet dealer for terms and conditions.

Covered for 3 years/36,000 miles (whichever comes first):

- The complete vehicle
- Tires
- Towing to your nearest Chevrolet dealership
- Cosmetic corrosion resulting from defects
- Repairs made to correct any vehicle defect
- No charge for most warranty repairs

Covered for 6 years/100,000 miles (whichever comes first):

- Rust-through corrosion



COURTESY TRANSPORTATION

Ask your participating Chevrolet dealer for Courtesy Transportation if you drop your vehicle off for repairs under the New Vehicle Limited Warranty. Also, see if you qualify for expense reimbursement and/or vehicle rental. Services vary at election of participating dealer.



24-HOUR ROADSIDE ASSISTANCE

Call **1-800-CHEV-USA** toll free anytime during the warranty period. Towing and basic technical advice come with the Basic Care Package. Courtesy Care provides additional features during the term of the New Vehicle Limited Warranty, including locksmith services, flat tire changing, fuel delivery, non-warranty towing and jump starts. Some services will incur costs. Chevrolet reserves the right to modify or discontinue Basic Care and Courtesy Care at any time.



FROM DAY ONE ...

The vehicle is checklist-ready for you to drive away, and a full orientation awaits you on everything about your new Impala.



FOR MORE INFORMATION ON 2002 CHEVROLET CAR OR TRUCK PRODUCTS: Call **1-800-950-2438** or visit us at **chevy.com**



CHEVROLET CUSTOMER ASSISTANCE CENTER

Call **1-800-222-1020** toll free to talk directly to specialists who can handle any product or service concern you may have.



ADDITIONAL INFORMATION

Important: A Word About This Brochure

We have tried to make this brochure comprehensive and factual. We reserve the right, however, to make changes at any time, without notice, in prices, colors, materials, equipment specifications, models and availability. Since information may have been updated since the time of printing, please check with your Chevrolet dealer for complete details. Chevrolet reserves the right to lengthen or shorten the model year for any product for any reason, or to start and end model years at different times.

SmartLease By GMAC

For information about SmartLease, SmartBuy or any of the other quality GMAC financing options, see your Chevy dealer, call **1-800-32-SMART** or visit our web site at **www.gmacfs.com**.

The GM Mobility Program

Chevrolet recognizes the importance of mobility to everyone's life and, therefore, offers financial assistance to persons with disabilities through the General Motors Mobility Program. This program can provide up to \$1,000 reimbursement toward the cost of eligible aftermarket adaptive equipment for drivers or passengers when installed or reinstalled on any eligible purchased or leased new GM vehicle. For details and free resource information, call **1-800-323-9935** (TTY users: **1-800-833-9935**).

Updated Service Information

Chevrolet dealers receive useful service bulletins about Chevrolet products. You can purchase them by calling **1-800-551-4123**.

Assembly

Chevrolests and their components are assembled or produced by different operating units of General Motors, its subsidiaries or suppliers to GM worldwide. We sometimes find it necessary to produce Chevrolests with different or differently sourced components than originally scheduled. Since some options may be unavailable when your vehicle is assembled, we suggest that you verify that your vehicle includes the equipment you ordered or, if there are changes, that they are acceptable to you.

Engines

Chevrolests are equipped with engines produced by different operating units of GM, its subsidiaries or suppliers to GM worldwide.

Rust-Through Corrosion Protection

Chevrolests are designed and built to resist corrosion. All body sheet-metal panels are warranted against rust-through for 6 years/100,000 miles (whichever comes first). Application of additional rust-inhibiting materials is not required and none is recommended. See your Chevrolet dealer for terms of this limited warranty.

GM Accessories Warranty Information

All GM Official licensed Products purchased from and/or installed by your GM dealer are covered under the individual accessory manufacturers' warranties, and they are not warranted by General Motors or its dealers. Should any such GM Licensed Product require service, please contact the GM Licensed Product manufacturer identified on the product or its accompanying documentation. If the manufacturer is not so identified, contact your GM dealer to obtain the necessary information. See page 36 for details.

GM Protection Plan®

The GM Protection Plan offers mechanical repair protection in addition to that provided by GM's New Vehicle Limited Warranty. Coverage for vehicle maintenance is also available. Ask your dealer about the GM Protection Plan. Coverage available only in the U.S. and Canada.

General Motors, GM, the GM Emblem, Chevrolet, the Chevrolet Emblem, Impala, the Impala Emblem, PASSlock, SolarRay and 1-800-CHEVUSA are registered trademarks and Chevy, MagBeam, Total Performance System and We'll Be There are trademarks of the General Motors Corporation. Theftlock is a registered trademark of the Delco Electronics Corporation. GMAC, SmartLease and SmartBuy are registered service marks of the General Motors Acceptance Corporation. ETR and Delco Electronics are registered trademarks of Delco Electronics Corporation. Homelink is a registered trademark of Johnson Controls, Inc. "Route 66: Lives on the Road" by Jon Robinson used with permission from MBI Publishing Company. OnStar and the OnStar Emblem are registered service marks of OnStar Corporation. ©2001 General Motors Corp. All rights reserved.



Accelerate Your College savings

GM — along with many other leading companies — has teamed up with Upromise, the revolutionary college savings accelerator that can help you save thousands of dollars for college. When you purchase or lease an eligible new Chevrolet, GM will contribute \$150 into your Upromise college savings account. For complete details on the GMUpromise program, go to **http://upromise.gm.com**. Enrollment is simple and absolutely free. To receive the \$150 GM contribution, you need to be a Upromise member 30 days before you take delivery of your vehicle.



FOR MORE INFORMATION ... visit our web site at **chevy.com**

The 2002 Impala LS Sedan shown with the very first Impala, a 1958 Sport Coupe.



Litho in USA July 2001

IMPALA LS SPORT: THE THRILL IS BACK.

The new '02 Impala LS Sport has the kick of a 200-hp 3800 V6, an aggressive stance and "look at me" style, inside and out. Design highlights include a special body-color rear panel, diamond-cut High Sport aluminum wheels and a unique lower front air dam. This Impala was born to run.

(The Impala LS Sport Appearance Package is not available at start of model production.)

LUXURY WITH A SPORTY FLAIR

We started with the Impala LS interior (with Sport bucket seats and leather seating surfaces) and added special graphite instrument-panel trim. It's a distinctive interior for a distinctive car.

16-INCH DIAMOND-CUT HIGH SPORT WHEELS

These racy diamond-cut aluminum wheels add to the aggressive "sport sedan" attitude.

SPECIAL BODY-COLOR REAR PANEL

With this uniquely styled rear appearance, the LS Sport will command attention wherever it goes.

STAINLESS-STEEL EXHAUST TIP

A bright stainless-steel exhaust tip promises performance. And a 200-hp 3800 V6 under the hood delivers on the promise.



▶ GRAPHITE INSTRUMENT-PANEL TRIM AND EMBROIDERED LOGO ON DOOR PANEL



▶ 16-INCH DIAMOND-CUT ALUMINUM HIGH SPORT WHEELS



▶ UNIQUELY STYLED LOWER FRONT FASCIA EXTENSION AND LICENSE PLATE COVER



▶ EMBROIDERED FLOOR MATS

Impala LS Sedan in Galaxy Silver Metallic with the new optional Sport Appearance Package.

Other available colors: Black, Sandrift Metallic, White.



FOR MORE INFORMATION ...
visit our web site at chevy.com



Regal Blue Cloth Trim (standard)

16" BOLT-ON FULL WHEEL COVERS
Standard on Impala with P225/60R-16 blackwall, all-season tires.



Regal Blue Custom Cloth

16" CUSTOM ALUMINUM WHEELS
Optional on Impala with P225/60R-16 blackwall, all-season tires.



Neutral Custom Cloth

16" SPORT ALUMINUM WHEELS
Standard on Impala LS with P225/60R-16N all-season Touring tires.



Neutral Leather Seating Surfaces (optional)

16" DIAMOND-CUT ALUMINUM WHEELS
Included with Impala LS Sport Appearance Package.



Impala Sedan Standard Cloth 60/40 Split-Bench Seat (Shown in Medium Gray)



Impala Sedan Optional Custom Cloth 60/40 Split-Bench Seat (Shown in Medium Gray)



Impala Sedan Optional Custom Cloth Bucket Seat (Shown in Medium Gray)



60/40 Split-Bench Seat with Leather Seating Surfaces Optional in All Models (Shown in Medium Gray)



Impala LS Standard Sport Cloth Bucket Seat (Shown in Medium Gray)

Neutral Sport Cloth



Impala LS Bucket Seat with Optional Leather Seating Surfaces (Shown in Medium Gray)

Neutral Leather Seating Surfaces (Optional)

STANDARD FEATURES AND OPTIONAL EQUIPMENT

Preferred Equipment Groups

NOTE: These optional Preferred Equipment Groups (PEGs) are designed to help simplify the buying process. You may also add selected individual options (see Standards & Options chart for availability). Some restrictions apply. Please see your salesperson for details.

Preferred Equipment Groups	Impala		Impala LS
	1	2	
Cruise control	■	■	S
Remote Keyless Entry	■	■	S
Illuminated visor mirrors (LH and RH)	■	■	S
Overhead console	■	■	S
Assist grips (3), outboard passenger with courtesy lamps	■	■	S
Cargo net — luggage-area	■	■	S
Electrochromic ISRV mirror with dual reading lamps	■	■	S
Custom aluminum wheels	■	—	—
Radio controls — steering wheel-mounted (includes leather-wrapped steering wheel)	■	■	—
Driver Information Center (includes trip computer, outside temperature display, compass, HomeLink garage door opener and theft-deterrent alarm system)	—	—	■
OnStar service*	■	■	S

■ — Included in Preferred Equipment Group. S — Standard.

*One-year OnStar Safety and Security service contract is standard on Impala LS. Call 1-800-ONSTAR-7 for system limitations and details.

The GM Card® — What are you charging toward?™
The GM Card rewards you 5% on every credit card purchase, making it the fastest way to save toward the GM car or truck of your dreams. For information or to apply for The GM Card, call 1-800-8GM-CARD or visit our web site at www.gmcard.com.

"Spec out" an Impala to your exact specifications at chevy.com/impalabrochure

Standards & Options

NOTE: Some individually available options listed below are included in Preferred Equipment Groups. Some restrictions may apply. Please see your salesperson for details.

Exterior	Impala	Impala LS
Daytime Running Lamps	S	S
Composite halogen headlamps	S	S
Foglamps	—	S
Electric sliding sunroof	O	O
Mirrors, dual OSRV remote electric	S	—
Mirrors, dual OSRV remote electric, heated	—	S
Spoiler, rear deck (with option to delete)	—	S
Sport Appearance Package	—	O
Two-sided galvanized-steel body panels (except roof)	S	S

Interior

Air bags, front:* driver and right-passenger	S	S
Air bag, side-impact:* driver-side	O	S
Air conditioning, driver and front-passenger temperature controls	S	S
Air filtration system	S	S
Auxiliary lighting (instrument panel-mounted ashtray, glove box and trunk)	S	S
Child security rear-door locks	S	S
Console, overhead with storage bin	O	S
Cruise control	O	S
Delayed entry/exit lighting with theatre dimming	S	S
Driver Information Center (includes trip computer, outside temperature display, compass, HomeLink garage door opener and theft-deterrent alarm)	O	O
Dual front cup holders	S	S
Dual rear cup holders	O	S
Floor mats, carpeted, front and rear	S	S
Intermittent wiper system, variable	S	S
Leather-wrapped steering wheel	O	S
PASSlock theft-deterrent system	S	S
Power door-lock system with lockout protection	S	S
6-way power driver seat	O	S

Interior (continued)

	Impala	Impala LS
Power seat, front-passenger	O	O
Power windows† with driver's Express-Down feature	S	S
Rear-window defogger, electric	S	S
Remote trunk release	S	S
Seating: Cloth 60/40 split-bench front seat with adjuster and manual recliner, plus fixed-back rear seat	S	—
Seating: Custom Cloth 60/40 split-bench front seat, 6-way power driver seat, driver-side manual lumbar control, driver side-impact air bag, driver and front-passenger manual reclining seatbacks, and split-folding rear seat with armrest and cup holders	O	—
Seating: Custom Cloth front buckets with center console and storage armrest, 6-way power driver seat, driver-side manual lumbar control, driver side-impact air bag, driver and front-passenger manual reclining seatbacks and split-folding rear seat with armrest and cup holders	O	—
Seating: Sport Cloth front buckets with center console and storage armrest, 6-way power driver seat, driver-side manual lumbar control, driver side-impact air bag, driver and front-passenger manual reclining seatbacks, and split-folding rear seat with armrest and cup holders	—	S
Seating: Leather seating surfaces (available with 60/40 front seat in Impala and Impala LS, front buckets in Impala LS)	O	O
Seating: Comfort Pac includes 6-way power passenger seat and driver and front-passenger heated seats	O	O
Steering wheel-mounted radio controls (includes leather-wrapped steering wheel)	O	O
Tilt-Wheel steering column	S	S
Tinted glass with Solar-Ray	S	S

*Always use safety belts and proper child restraints, even with air bags. Children are safer when properly secured in a rear seat. Front-seat side-impact air bags help reduce the risk of certain injuries to front-seat occupants in side impacts. See the Owner's Manual for more safety information. †Includes power window lockout.

Delco Electronics Sound System

NOTE: Sound systems include an Electronically Tuned Receiver (ETR) with AM/FM stereo, TheftLock security feature, auto tone control, seek-scan, automatic speed-compensated volume, extended-range speakers, 12 FM and 6 AM station presets and a digital clock.

	Impala	Impala LS
Stereo: AM/FM with cassette player, Radio Data System (RDS) and 6 speakers	S	S
Stereo: AM/FM with CD player, RDS and a performance 8-speaker system	O	O
Stereo: AM/FM with CD and cassette players, RDS and a performance 8-speaker system	O	O

Power Teams/Chassis

V6 engine: 3400 with SFI	S	—
V6 engine: 3800 with SFI	O*	S
4-speed electronically controlled automatic transmission	S	S
Brakes: power 4-wheel disc	S	S
Brakes: power 4-wheel disc with ABS (includes tire pressure monitor)	O	S
Electronic Traction Control	O	S
Power rack-and-pinion steering	S	S
Spare tire: space saver	S	S
Stainless-steel exhaust system	S	S
Suspension: Touring	S	—
Suspension: Sport Touring	O†	S
Tires: — P225/60R-16 all-season — P225/60R-16N Goodyear Touring	S O†	— S

Wheels:
— 16-inch bolt-on full wheel covers S —
— 16-inch Custom aluminum wheels O —
— 16-inch Sport aluminum wheels — S
— 16-inch Diamond-Cut aluminum wheels — O**

S — Standard. O — Optional. *Requires 16-inch Custom aluminum wheels and P225/60R-16 Touring tires. Includes 4-wheel antilock disc brakes, Electronic Traction Control, Sport Touring suspension and tire pressure monitor. †Requires 3800 V6 engine. **Requires optional Sport Appearance Package.

Data

Exterior Dimensions (in.)

Wheelbase	110.5
Length (overall)	200.0
Width (overall)	73.0
Height (overall)	57.3

Interior Dimensions (in.)

Headroom — front	39.2
Headroom — rear	36.8
Legroom — front	42.2
Legroom — rear	38.4
Hip room — front	56.5
Hip room — rear	55.7
Shoulder room — front	59.0
Shoulder room — rear	58.9

Capacities

Passenger capacity	6*
Luggage capacity (cu. ft.)	18.6
Fuel tank capacity (gal., approx.)	17.0

*Six with front bench seat, five with front bucket seats.

Gross trailer weight (lbs., up to)	1,000.0
Maximum tongue load (lbs.)	100.0

*Additional equipment required. See your dealer for further trailering information.

Trailer*

Exterior Colors	Interior Colors		
	Medium Gray	Regal Blue*	Neutral
Galaxy Silver Metallic	■	■	■
Black	■	■	■
Dark Carmine Red Metallic	■	■	■
Navy Blue Metallic	■	■	■
Sandrift Metallic	■	■	■
Forest Green Metallic	■	■	■
White	■	■	■
Medium Bronzemet Metallic	■	■	■
Bright Red	■	■	■

*Not available on LS model.

IMPALA ACCESSORIES.

You can further personalize your new Impala with dealer-installed GM Accessories such as these shown below.

See page 31 for GM Accessories warranty information.

MULTI-SPOKE CHROME WHEELS



HITCH-MOUNTED SKI CARRIER



TRUNK ORGANIZER



OFFICE ORGANIZER



Impala LS Sedan in Galaxy Silver Metallic.

EXTERIOR COLORS



Galaxy Silver Metallic



Forest Green Metallic



Black



White



Dark Carmine Red Metallic



Medium Bronzemist Metallic



Navy Blue Metallic



Bright Red



Sandrift Metallic

View the Impala LS Sedan in any available color combination at chevy.com/impalabrochure

CHEVY IMPALA.



PERFORMANCE THAT STIRS THE SOUL.

CHEVY  **WE'LL BE THERE™**

FOR ADDITIONAL INFORMATION ABOUT 2002 CHEVROLET VEHICLES, VISIT CHEVY.COM OR AMERICA ONLINE KEYWORD: CHEVY IMPALA