



2014 Beetle

Information Provided by:
DEALER
E-PROCESS



Das Auto.

History repeats itself. And sometimes, outdoes itself too.

Few cars are as iconic as the Beetle. Even fewer are better the next time around. So how do you make a sequel that delivers something new, but is still true to the original? Start by keeping the classic design, and then lower the roofline a bit, for a sleeker, sportier appearance. Next, add an available

turbocharged engine to make it the fastest production Beetle ever.* And just for good measure, throw in a handful of limited-production, special-edition models. Finally, what you have is the reinvented Beetle. Still independent. Still fun. Still cool. But now, a whole lot faster. That's the Power of German Engineering.



Beetle R-Line with Sunroof and Sound in Tornado Red



Beetle, by the numbers.

1

PERFORMANCE

page 05

The classic design of the Beetle may look familiar, but with your choice of powerful engines, its performance is anything but.

2

TDI® CLEAN DIESEL

page 07

This high-torque engine can move smartly off the line, while going up to 594 miles on a single tank of fuel.*

3

BEETLE CONVERTIBLE

page 09

The Beetle Convertible is a great choice if you'd like to get a breath of fresh air—and some sun too.

4

STYLE

page 11

The iconic style of the Beetle has been updated with new looks from every angle. Which happen to match its sporty new personality.

5

INTERIOR

page 15

Get inside the Beetle and its classic inspired design will take you back. But it's still got a few new tricks up its sleeve.

6

TECHNOLOGY

page 17

We packed the Beetle with technologies that are simple and easy to use. What a novel idea.

7

SAFETY

page 19

With all the improvements we made to the Beetle over the years, this is one of our proudest achievements.

8

SPECS & ACCESSORIES

page 23

Colors. Trims. Wheels. All the things that make a Beetle your Beetle.



Information Provided by:
DEALER
E-PROCESS

210 horsepower

PERFORMANCE

This Beetle really flies. Figuratively speaking, of course. An available 210-hp engine on the Beetle R-Line helps maximize its performance, making this the fastest U.S. production Beetle ever. But if your idea of performance is maximizing your mileage, the fuel-efficient TDI Clean Diesel version can take you up to 594 miles on a single tank.* Did we mention that's best-in-class cruising range?*** And like the original Beetle, the tried-and-true 5-cylinder engine continues to balance both fun and fuel efficiency.† With the powerful and efficient engines available in the Beetle, it's still good at passing filling stations. And now, other cars too.††

Dash-mounted performance gauges†

Sport suspension†

Sport seats†

XDS (Cross Differential System)†

DSG® performance transmission†



Beetle R-Line in Platinum Gray Metallic



01 2.0L TSI® engine. This available turbocharged engine packs more air in to pack a punch. And it can take your breath away at the same time. Seems like our 30 years of experience in turbocharging has paid off.



02 TDI Clean Diesel engine. Can fuel efficiency also be fun? We think so. That's why the available turbocharged diesel puts out an impressive 236 lbs/ft of torque for excellent performance off the line. And it gets 41 highway miles per gallon.†‡



03 2.5L engine. Different strokes for different folks. A 5-cylinder engine may seem odd to some, but it makes perfect sense to us. It provides more torque, adding a dose of fun to its efficiency.†

Information Provided by:



*Range based on 41 highway mpg EPA estimate with manual transmission and a 14.5-gallon fuel tank. Your mileage will vary and depends on several factors, including your driving habits and vehicle condition. Model year 2014 estimates not available at time of printing. **Based on manufactures' published data and EPA estimates comparing nonpremium compact coupes. †See www.fueleconomy.gov for EPA estimates. Your mileage will vary and depends on several factors, including your driving habits and vehicle condition. ††Always obey local speed and traffic laws. †††Feature available on select models. ††††41 highway/26 city mpg (2013 Beetle TDI Clean Diesel Convertible, 6-speed manual transmission). EPA estimates. Your mileage will vary and depends on several factors, including your driving habits and vehicle condition. Model year 2014 estimates not available at time of printing.

2.0L TDI Clean Diesel engine. Engineered with the idea that less is more. The Beetle TDI has lower CO₂ emissions compared to 84% of other vehicles.* So every getaway you make will be a cleaner one.

594

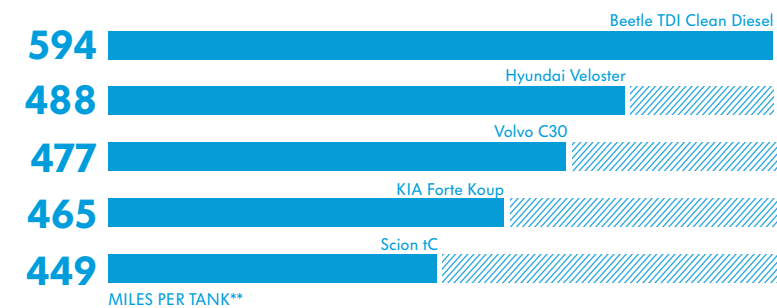
miles per tank.**

TDI CLEAN DIESEL

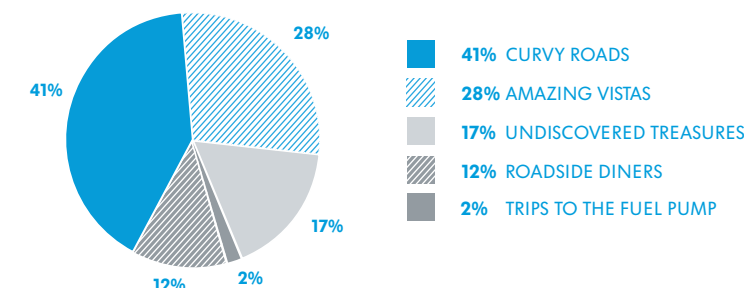
Extended play. You know that feeling on a trip when you don't want it to end? We do too. This direct-injection engine was engineered to really go the distance—an impressive 594 miles.** Add in all the addictive torque and turbocharged power that the TDI is known for, and you may never stop driving. Because it's always more fun finding your next destination than finding the nearest fuel pump.



Going longer



Longer-lasting fun



Information Provided by DEALERSHIP PROCESS. **2013 2.0L Beetle TDI Clean Diesel, manual transmission. Range based on 41 highway mpg EPA estimate and a 14.5-gallon tank. Comparisons based on manufacturers' published data and EPA estimates. 2013 1.6L Hyundai Veloster, automatic transmission. Range based on 37 highway mpg EPA estimate and a 13.2-gallon tank. 2013 2.5L Volvo C30, automatic transmission. Range based on 30 highway mpg EPA estimate and a 16-gallon tank. 2013 2.0L KIA Forte Koup, automatic transmission. Range based on 34 highway mpg EPA estimate and a 13.7-gallon tank. 2013 2.5L Scion iC, manual transmission. Range based on 31 highway mpg EPA estimate and a 14.5-gallon tank. Your mileage may vary and depends on several factors, including your driving habits and vehicle condition. Model year 2014 estimates not available at time of printing.

Open up the possibilities.

BEETLE CONVERTIBLE

With the Beetle Convertible, you'll see the Beetle in a whole new light. Simply press a button, and watch the sun fill the cabin as the top goes down. And then you'll feel your spirits instantly lift up. Because few things will brighten your day like driving a Beetle Convertible. With a storied history of being loved by surfers and sun lovers, and everyone in between, it's a car that just makes you want to drive. And maybe even fuels your drive to seek out new adventures. Because when you own a Beetle Convertible, you'll find that a whole new world opens up.

Power-retracting soft top with simple 1-step operation

Automatic Rollover Support System

Only convertible with an available clean diesel in the U.S.

50/50-split folding rear seats



Beetle Convertible in Black with Heritage accessory wheels



Beetle R-Line Convertible with Sound in Reef Blue Metallic with accessory wind deflector



Déjà vu. This time, in the fast lane.

STYLE

You can tell what it is before it even gets close. That kind of iconic style and heritage is rare in the automotive world. In fact, it's rare to have that kind of recognition anywhere in the world. So when we set out to make the Beetle, we kept everything that made the original great. And then we added in a few twists. Like lowering that classic roofline a bit, for a sporty look. Then we sharpened a few edges here and there, producing some muscular wheel arches in the process. Next, we added available LED Daytime Running Lights for a modern take on those classic round headlights. And what we got was a Beetle that's instantly recognizable as a Beetle. Just sleeker. And sportier. Something you'll see very quickly.

Bi-Xenon headlights with LED Daytime Running Lights (DRL)*

Exclusive, sporty front and rear bumpers*

Rear spoiler*

18" or 19" alloy wheels*

There's one for everyone.

CUSTOMIZE

The Beetle has always been about being independent and doing your own thing. So we decided we'd actually help you do just that. Want to add racing stripes down the middle of your Beetle? Done. Maybe add some color-matching floor mats? Who wouldn't? How about some upgraded wheels? Absolutely. We'd go on, but then we wouldn't want to take the fun out of customizing your Beetle. Besides, no one knows how to make your Beetle your own, but you.



01 Custom Vehicle Graphics.

Want to make your Beetle really stand out? Available Volkswagen Second Skin wraps let you customize your Beetle with things like racing stripes down the middle or down the sides.* We think they'll help you make a good first impression.



02 Key Fob Skins. Even when you're not near your car, your key fob can let everyone know what you drive with additional styling details like this. And that shows you obviously have an eye for detail.

Beetle Bug
Vocho Käfer
Maggotino

03 Nickname Badges. The Beetle has been loved the world over. Which is why it isn't surprising that it has a nickname in just about every country where it's sold. So pick out a nickname for your Bug in the language you speak. Or just the one that speaks to you.



Information Provided by:

DEALER
E-PROCESS

*VW Second Skin Custom Graphics by original wraps/3M are covered by a 3M limited warranty. Please visit VWSecondSkin.com for additional information.



Beetle R-Line with Sunroof, Sound, and Navigation shown in Black/Red leather seating surfaces

Fasten your safety belts.

INTERIOR

Because you'll want to be securely seated once this Beetle gets moving. Luckily, there are available sport seats to help hold you in place when it does. An available sport steering wheel, 3-pod dash-mounted gauge cluster, and carbon fiber dash will make every driver a driving enthusiast. And since the Beetle is all about paying homage to its heritage, all of these sporty features are wrapped in an interior that's pleasingly simple in design. So buckle up. It's going to be a great ride.



- Sport steering wheel*
- Sport seats*
- Split-folding rear seat
- Customizable interior ambient lighting
- V-TEX leatherette seating surfaces*
- Leather seating surfaces*
- Heated front seats
- Carbon fiber appearance dashboard*
- Panoramic sunroof*
- Käferfach glovebox



Information Provided by:





Beetle R-Line with Sunroof and Sound shown in Black/Blue sport cloth

Presses all the right buttons.

TECHNOLOGY

You don't just want technology. You want technology that's useful and easy to use. That's why we packed the Beetle with available features that you'll really appreciate, like keyless access, touchscreen navigation, and even a 400-watt Fender® Premium Audio System. It's sophistication and simplicity living in perfect harmony. So go ahead and start pressing some buttons. We think you'll be pleasantly surprised with the results.

- Keyless access with push-button start*
- Touchscreen sound and navigation systems*
- Bluetooth® with audio streaming**
- MDI with iPod® cable**
- Fender Premium Audio System*
- SiriusXM® Satellite Radio with 3-month available trial subscription
- Speed-Dependent Volume
- Volkswagen Car-Net™ connected car features†




*Feature available on select models. **Requires compatible devices. †VW Car-Net services provided by Verizon Telematics, Inc. Available only on select models. Automatic Crash Notification may be enabled for up to six months without activating a trial or paid subscription. Emergency Call feature and all other VW Car-Net features require trial or paid subscription. VW Car-Net services require vehicle cellular connectivity and availability of vehicle GPS signal. VW Car-Net includes services that may collect location information. See applicable Terms of Service available at vw.com/car-net for details.

5★ safety

SAFETY

Safety that's easily transparent. Beneath that attractive Beetle exterior, you'll find even more attractive features designed to help keep you safe. Numerous active safety features help reduce the likelihood of an accident occurring in the first place. And should the unthinkable become unavoidable, we've implemented multiple passive safety systems to do our very best to help protect you and your passengers. It's no wonder that the 2013 Beetle Coupe was awarded a 5-star Overall Rating from the National Highway Traffic Safety Administration—its highest rating possible.* That's a pretty clear endorsement.



01 Tire Pressure Monitoring System (TPMS).

The TPMS lets you know when the pressure of one of your tires is low, which can help improve overall safety, tire life, handling, and even fuel economy. Good reasons why the Beetle tirelessly monitors your tire pressure.

02 Seven active stability-enhancing systems.

The Beetle features seven active stability systems to help enhance control when accelerating, braking, and while the vehicle is in motion. And it can help enhance your sense of confidence on the road too.

03 Adaptive airbags.

For enhanced protection, the front airbags can tailor their operation based on crash severity and even the weight of the occupants. And pressure sensors within the doors help accelerate the side airbags' response time in side impacts. All to help provide an extra cushion of safety.†

04 Safety cage.

Front and rear crumple zones help absorb crash energy, while a rigid safety cage helps deflect it away from the occupant compartment. Anti-intrusion side beams prove the Beetle not only has your back, but your sides as well.

05 Intelligent Crash Response System (ICRS).

In the event of a collision that activates the vehicle's airbags,‡ the ICRS will automatically disable the fuel pump, unlock all the doors, and turn on the hazard lights.†† It's how your Volkswagen looks out for you when you need it most.

Information Provided by:



Dramatization.**

*Government star ratings are part of the National Highway Traffic Safety Administration's (NHTSA's) New Car Assessment Program (www.safercar.gov). **This is a dramatization and does not depict what will happen in an accident. All bags will not inflate simultaneously in real-world accidents, and if multiple bags do deploy, they will be in various stages of inflating/deflating and will never all be inflated at the same time. Airbags are supplemental restraints and will not deploy under all crash circumstances. Always use safety belts and seat children only in the rear, using restraint systems appropriate for their size and age. †Airbags are supplemental restraints only and will not deploy under all crash circumstances. Always use safety belts and seat children only in the rear, using restraint systems appropriate for their size and age. ††The Intelligent Crash Response System (ICRS) will only activate in a collision where the airbags deploy, safety belt pretensioners activate. Not all collisions cause airbags to deploy or safety belt pretensioners to activate.

Our environment.

Building cars comes with responsibilities—not just to you, but to the environment. And this starts before our cars are even built, like at our LEED® Platinum-certified plant in Chattanooga. It follows our “Think Blue. Factory.” philosophy by taking a holistic approach to our ecological activities. Our goal is to reduce the environmental impacts from the Volkswagen brand’s production operations by 25% per vehicle by 2018 by improving resource efficiency and reducing emissions. As you can see, this sort of thinking really does come second nature to us. **Think beyond green. Think Blue.**

Our commitment to the environment

Encouraging eco-conscious behavior

The first LEED Platinum auto plant

Partnering with other progressive thinkers like MoMA, the Surfrider Foundation, and PeopleForBikes



Your enjoyment.

Driving a fuel-efficient* vehicle shouldn’t mean sacrificing performance. There are just too many fun, curvy roads out there, which is why Volkswagen makes a variety of fun-to-drive engines, including a high-range TDI Clean Diesel engine with enough grin-inducing torque to pin you back in your seat. Our TSI engine uses direct injection to be both powerful and efficient, and our Jetta Hybrid sports a turbocharger under its hood, which is the first of its kind in its class. Who knows, this could account for all the happy VW drivers out there. Quite honestly, nothing would make us happier.

Our commitment to your driving enjoyment

TDI technology uses less fuel and provides more torque than comparable gas engines*

TSI engines use turbocharging and direct injection to be more powerful and efficient*

The 48 highway mpg Jetta Hybrid is the first turbocharged hybrid in its class**

Think Blue.®



Information Provided by:

DEAL
E-PROCESS

*See dealer for EPA estimates. Your mileage will vary and depends on several factors, including your driving habits and vehicle condition.
**2014 Jetta Hybrid, 7-speed DSG transmission: 48 highway/42 city/45 combined mpg EPA estimates. Your mileage will vary and depends on several factors, including your driving habits and vehicle condition. Model year 2014 EPA estimates not available at time of printing.

Beetle 2.5L

Beetle 2.5L Coupe

Includes: 2.5L, 170-hp, 5-cylinder engine; 5-speed manual transmission; 17" alloy wheels with all-season tires; 4-corner independent suspension; exterior color-matched running boards; 3-color, 4-position interior ambient lighting; heritage-inspired Käferfach glovebox; leather-wrapped, multi-function steering wheel; multi-function trip computer with trip time, trip length, average trip speed, average trip fuel consumption, current fuel consumption, miles to empty, radio station display, and personalizing functions; power-operated, heated side mirrors with integrated turn signals; Climatic manual climate control; V-TEX leatherette seating surfaces; heated front seats; adjustable front center armrest with integrated storage box; 50/50-split folding rear seats; Volkswagen Car-Net™ connected car features;* Bluetooth® with audio streaming;** 8-speaker sound system with MP3- and WMA-compatible in-dash CD player, AM/FM radio, and AUX-in for portable audio players; Media Device Interface (MDI) with iPod® cable;** exterior color-matched dashboard and door trim.

Beetle 2.5L Convertible

Includes all Beetle 2.5L features, plus: power-folding soft top with simple 1-step operation; rear spoiler; 6-speed automatic transmission with Tiptronic® and Sport mode; Automatic Rollover Support System.

Beetle 2.5L with Sunroof and Sound

Includes all Beetle 2.5L features, plus: power tilting/sliding, tinted panoramic sunroof; Premium VIII touchscreen sound system with HD Radio,[™] 6-disc CD changer, SD memory card reader, and SiriusXM® Satellite Radio with 3-month trial subscription; keyless access with push-button start.

Beetle 2.5L Convertible with Technology

Includes all Beetle 2.5L Convertible features, plus: Premium VIII touchscreen sound system with HD Radio, 6-disc CD changer, SD memory card reader, and SiriusXM Satellite Radio with 3-month trial subscription; keyless access with push-button start.

Beetle 2.5L with Sunroof, Sound, and Navigation

Includes all Beetle 2.5L with Sunroof and Sound features, plus: 18" alloy wheels; RNS 315 navigation system with 5" color touchscreen in center console; Fender® Premium Audio System.

Beetle 2.5L Convertible with Sound and Navigation

Includes all Beetle 2.5L Convertible with Technology features, plus: 18" alloy wheels; RNS 315 navigation system with 5" color touchscreen in center console; Fender Premium Audio System.

Options (Coupe only)

6-speed automatic transmission with Tiptronic and Sport mode.

Beetle TDI® Clean Diesel

Beetle TDI Clean Diesel

Includes all Beetle 2.5L features, plus: 2.0L, 140-hp TDI Clean Diesel engine; 6-speed manual transmission; chrome grille and window trim; Premium VIII touchscreen sound system with HD Radio, 6-disc CD changer, and SD memory card reader; SiriusXM Satellite Radio with 3-month trial subscription; 3-pod dash-mounted gauge cluster including boost pressure, sport lap timer/stopwatch, and oil temperature; keyless access with push-button start.

Beetle TDI Clean Diesel Convertible

Includes all Beetle TDI Clean Diesel features, plus: power-folding soft top with simple 1-step operation; Automatic Rollover Support System.

Beetle TDI Clean Diesel with Sunroof, Sound, and Navigation

Includes all Beetle TDI Clean Diesel features, plus: power tilting/sliding, tinted panoramic sunroof; RNS 315 navigation system with 5" color touchscreen in center console; Fender Premium Audio System.

Beetle TDI Clean Diesel Convertible with Sound and Navigation

Includes all Beetle TDI Clean Diesel Convertible features, plus: RNS 315 navigation system with 5" color touchscreen in center console; Fender Premium Audio System.

Beetle R-Line

Beetle R-Line

Includes all Beetle 2.5L features, plus: 2.0L, 210-hp TSI® engine; 6-speed manual transmission; 18" alloy wheels; R-Line front and rear bumpers; R-Line badging; black-painted exterior mirror housings; R-Line door sill plates; leather-trimmed shift knob; XDS; rear spoiler; halogen reflector lens foglights with low-speed corner-illuminating feature; dual exhaust; red brake calipers; cloth sport seats; 3-pod dash-mounted gauge cluster including boost pressure, sport lap timer/stopwatch, and oil temperature; Brushed Aluminum appearance foot pedal covers; carbon fiber appearance dashboard; sport suspension.

Beetle R-Line Convertible

Includes all Beetle R-Line features, plus: power-folding soft top with simple 1-step operation; Automatic Rollover Support System.

Beetle R-Line with Sunroof and Sound

Includes all Beetle R-Line features, plus: power tilting/sliding, tinted panoramic sunroof; Premium VIII touchscreen sound system with HD Radio, 6-disc CD changer, SD memory card reader, and SiriusXM Satellite Radio with 3-month trial subscription; Fender Premium Audio System; keyless access with push-button start.

Beetle R-Line Convertible with Sound

Includes all Beetle R-Line Convertible features, plus: Premium VIII touchscreen sound system with HD Radio, 6-disc CD changer, SD memory card reader, and SiriusXM Satellite Radio with 3-month trial subscription; Fender Premium Audio System; keyless access with push-button start.

Beetle R-Line with Sunroof, Sound, and Navigation

Includes all Beetle R-Line with Sunroof and Sound features, plus: 19" alloy wheels; Bi-Xenon high-intensity headlights with LED Daytime Running Lights (DRL); RNS 315 navigation system with 5" color touchscreen in center console; leather seating surfaces; R-Line dashboard; R-Line leather-wrapped steering wheel.

Beetle R-Line Convertible with Sound and Navigation

Includes all Beetle R-Line Convertible with Sound features, plus: 19" alloy wheels; Bi-Xenon high-intensity headlights with LED Daytime Running Lights (DRL); RNS 315 navigation system with 5" color touchscreen in center console; leather seating surfaces; R-Line dashboard; R-Line leather-wrapped steering wheel.

Options

6-speed DSG automatic transmission with Tiptronic and Sport mode and with steering wheel-mounted paddle shifters.

Specs

Exterior	2.5L	TDI	R-Line
Automatic Vehicle Illumination	●	●	●
Halogen headlights with clear, lightweight, chip-resistant polycarbonate lenses and Daytime Running Lights (DRL)	●	●	●
Bi-Xenon high-intensity headlights with LED Daytime Running Lights (DRL)	–	–	○
R-Line front and rear bumpers	–	–	●
R-Line badging	–	–	●
Power tilting/sliding, tinted panoramic sunroof	OC	OC	OC
Power-folding soft top with simple 1-step operation	CV	CV	CV
Power-operated, heated side mirrors with integrated turn signals	●	●	●
Halogen reflector lens foglights with low-speed corner-illuminating feature	–	–	●
17" alloy wheels	●	●	–
18" alloy wheels	○	–	●
19" alloy wheels	–	–	○
Heated windshield washer nozzles	●	●	●
Exterior color-matched running boards and exterior mirrors	●	●	–
Black-painted running boards and exterior mirrors	–	–	●
Rear spoiler	CV	CV	●

Performance	2.5L	TDI	R-Line
2.5L, 20-valve, DOHC, in-line 5-cylinder engine; 170 hp, 177 lbs/ft of torque	●	–	–
2.0L, 16-valve, in-line 4-cylinder turbocharged clean diesel engine with common rail direct injection; 140 hp, 236 lbs/ft of torque	●	●	●
2.0L, 16-valve, DOHC, in-line 4-cylinder turbocharged engine with intercooler and FSI® direct fuel injection; 210 hp, 207 lbs/ft of torque	–	–	●
Front vented disc brakes and rear solid disc brakes	●	●	●
Red brake calipers	–	–	●
Hydraulic power steering, speed sensitive	●	–	–
Electromechanical power steering with variable assistance	–	●	●
Independent MacPherson struts and rear fully independent 4-link suspension	●	●	●
Sport suspension	–	–	●
5-speed manual transmission	●	–	–
6-speed automatic transmission with Tiptronic and Sport mode	OC	–	–
6-speed manual transmission	–	●	●
6-speed DSG automatic transmission with Tiptronic and Sport mode and with steering wheel-mounted paddle shifters	–	○	○

Interior	2.5L	TDI	R-Line
Climatic manual single-zone climate control with pollen filter	●	●	●
Multi-function trip computer featuring trip time, trip length, average trip speed, average trip fuel consumption, current fuel consumption, miles to empty, radio station display, and personalizing function	●	●	●
2 remote key fobs with lock, unlock, trunk release, and panic button	●	●	●
Cruise control	●	●	●
R-Line door sill plates	–	–	●
3-color, 4-position interior ambient lighting	●	●	●
Automatic locking feature (doors lock when vehicle reaches 8 mph)	●	●	●
3-spoke, leather-wrapped, multi-function steering wheel, height-adjustable with telescopic steering column	●	●	●
Leather-wrapped gearshift knob	–	●	●
Exterior color-matched dashboard and door trim	●	●	–
Carbon fiber appearance dashboard trim	–	–	●
R-Line dashboard trim	–	–	○
Heated front seats	●	●	●
6-way manual adjustable front seats	●	●	●

● Standard, at no additional cost

○ Optional, additional cost

CV Convertible only

Interior cont.	2.5L	TDI	R-Line
Center front armrest with integrated storage box	●	●	●
Käferfach heritage-inspired glovebox	●	●	●
Fully upholstered luggage compartment	●	●	●
V-TEX leatherette seating surfaces	●	●	CV
Sport seats with cloth seating surfaces	–	–	C
Sport seats with leather seating surfaces	–	–	○

Technology	2.5L	TDI	R-Line
8-speaker sound system with MP3- and WMA-compatible in-dash CD player and AM/FM radio	●	●	●
Premium VIII touchscreen sound system with HD Radio, MP3- and WMA-compatible in-dash 6-disc CD changer, SD memory card reader, and 8 speakers	○	●	○
RNS 315 navigation system with 5" color touchscreen in center console and SD memory card reader	○	○	○
Fender Premium Audio System	○	○	○
Volkswagen Car-Net connected car features*	●	●	●
Bluetooth with audio streaming**	●	●	●
Media Device Interface (MDI) with iPod cable**	●	●	●
SiriusXM® Satellite Radio with 3-month trial subscription	○	●	○
Keyless access with push-button start	○	●	○
AUX-in for portable audio player	●	●	●

Safety	2.5L	TDI	R-Line
Crash-optimized front end	●	●	●
Immobilizer III theft-deterrent system	●	●	●
Driver and front passenger front airbag supplemental restraint system†	●	●	●
Driver and front passenger combined head/thorax side airbag supplemental restraint††	●	●	●
3-point safety belts for all 4 seating positions	●	●	●
LATCH (Lower Anchors and Tethers for CHildren) child seat anchor points	●	●	●
Electronic Stability Control (ESC), Anti-Slip Regulation (ASR), Electronic Differential Lock (EDL), and Engine Brake Assist (EBA)	●	●	●
Anti-lock Braking System (ABS), Electronic Brake-pressure Distribution (EBD), Hydraulic Brake Assist (HBA)	●	●	●
Automatic Rollover Support System	CV	CV	CV
Intelligent Crash Response System (ICRS) ^{††}	●	●	●
Tire Pressure Monitoring System (TPMS)	●	●	●

Quality	2.5L	TDI	R-Line
12-year/unlimited distance Limited Warranty Against Corrosion Perforation [‡]	●	●	●
5-year/60,000-mile (whichever occurs first) Powertrain Limited Warranty [‡]	●	●	●
3-year/36,000-mile (whichever occurs first) New Vehicle Limited Warranty [‡]	●	●	●
3-year/36,000-mile (whichever occurs first) Roadside Assistance ^{‡‡}	●	●	●

Dimensions	2.5L	TDI	R-Line
Wheelbase	99.9 inches (2,537 mm)		
Front track	62.2 inches (1,579 mm)		
Rear track	60.9 inches (1,546 mm)		
Length	168.4 inches (4,278 mm)		
Width	71.2 inches (1,808 mm)		
Height	58.5 inches (1,486 mm)		
Ground clearance	5.7 inches (144 mm)		
Cargo volume	15.4 cu. ft. (Coupe) 7.1 cu. ft. (Convertible)		
Cargo volume with rear seats folded	29.9 cu. ft. (0.85 m ³) (Coupe only)		



Information Provided by

DEALERSHIP
E-PROCESS

[†]VW Car-Net services provided by Verizon Telematics, Inc. Available only on select models. Automatic Crash Notification may be enabled for up to six months without activating a trial or paid subscription; Manual Emergency Call feature and all other VW Car-Net features require trial or paid subscription. VW Car-Net services require vehicle cellular connectivity and availability of vehicle GPS signal. VW Car-Net includes services that may collect location information. See applicable Terms of Service available at vw.com/carnet for details. ^{**}Requires compatible device. [†]Airbags are supplemental restraints only and will not deploy under all crash circumstances. [‡]Always use safety belts and seat children only in the rear, using restraint systems appropriate for their size and age. ^{††}The Intelligent Crash Response System (ICRS) will only activate in a collision where the airbags deploy or safety belt pretensioners activate. Not all collisions cause airbags to deploy or safety belt pretensioners to activate. ^{‡‡}See dealer or warranty booklet for details. ^{‡‡‡}Roadside Assistance provided by Signature Motor Club, Inc., and Signature Motor Club of California, Inc.

Beetle Accessories



Locking Wheel Bolts



Custom Car Covers*



Door Sill Protection



Monster Mats®



Custom Vehicle Graphics**



Nickname Badges



Splash Guards



17" Anthracite Helix Wheel



18" Silver Helix Wheel



18" Spokane Wheel



18" Tornado Wheel

To see more cool stuff for you and your Volkswagen, visit DriverGear.VW.com or see your Consultant.

Standard Wheels




Beetle 2.5L 17" Turbine



Beetle 2.5L with Sunroof, Sound, and Navigation 18" Disc



Beetle TDI 17" Rotor




Beetle R-Line 18" Twister



Beetle R-Line with Sunroof, Sound, and Navigation and Beetle R-Line Convertible with Sound and Navigation 19" Tornado

11 exterior paint choices.

- Beetle 2.5L, TDI
- Beetle R-Line Coupe and Convertible
- Beetle R-Line Coupe
- Beetle R-Line Convertible




- | | | | | | | | | | | |
|-----------------------|--------------------------|-----------------------|-----------------------|-----------------------|-----------------------|-----------------------|------------------------|------------------------|-----------------------|-----------------------|
| Candy White | Moonrock Silver Metallic | Toffee Brown Metallic | Yellow Rush | Tornado Red | Denim Blue | Reef Blue Metallic | Reflex Silver Metallic | Platinum Gray Metallic | Black | Deep Black Pearl |
| <input type="radio"/> | <input type="radio"/> | <input type="radio"/> | <input type="radio"/> | <input type="radio"/> | <input type="radio"/> | <input type="radio"/> | <input type="radio"/> | <input type="radio"/> | <input type="radio"/> | <input type="radio"/> |

Interior


V-TEX LEATHERETTE

SPORT CLOTH


LEATHER



- | | |
|-----------------------|-----------------------|
| Beige | Titan Black |
| <input type="radio"/> | <input type="radio"/> |



- | | |
|----------------------------------|----------------------------------|
| Titan Black | Black/Blue |
| <input checked="" type="radio"/> | <input checked="" type="radio"/> |



- | | | | |
|-----------------------|-----------------------|-----------------------|----------------------------------|
| Titan Black | Black/Red | Black/Blue | Beige |
| <input type="radio"/> | <input type="radio"/> | <input type="radio"/> | <input checked="" type="radio"/> |

Information Provided by:



Not all combinations of exterior paint and interior seating surfaces are available.

*VW Custom Car Covers by Cover King are covered by a Cover King limited warranty. Please visit VWCarCovers.com for additional information. **VW Second Skin Custom Graphics by Original Wraps/3M are covered by a 3M limited warranty. Please visit VWSecondSkin.com for additional information.



Das Auto.



Beetle



Passat



Golf



GTI



Jetta



CC



Eos



Tiguan



Jetta SportWagen



Touareg

10 models to choose from.

VOLKSWAGEN FAMILY

Why VW. It's not a question. It's our philosophy behind why we think everyone deserves a better car. No matter where they are or where they're headed, people should have a quality car they can feel good about and enjoy for a long time. Today, we have ten different models

to choose from—all engineered with this same belief. And it's why we have the most vehicles on the road with over 100,000 miles.* Because Why VW is all about making sure that the VW you have today will still be the one you love to love tomorrow.

vw.com

©2013 Volkswagen of America, Inc. Printed in USA. Volkswagen of America, Inc., believes the information and specifications in this brochure to be correct at the time of printing. Specifications, standard features, options, fabrics, and colors are subject to change without notice. Some features may be unavailable when your vehicle is built. Some vehicles are pictured with options that may be available at extra cost or may not be available on some models. Ask your dealer about the availability of options and verify that the vehicle you ordered includes the equipment you ordered. Tires are supplied and warranted by their manufacturer. "Volkswagen," the Volkswagen logo, "Das Auto," "Beetle," "TDI," "Think Blue," "DSG," and "TSI" are registered trademarks of Volkswagen AG. "Climatronic," "Car-Net," and "Monster Mat" are registered trademarks of Volkswagen Group of America, Inc. "Tiptronic" is a registered trademark of Dr. Ing. h.c. F. Porsche AG. "iPod" is a registered trademark of Apple Inc. All rights reserved. iPod is not included. "Bluetooth" is a registered trademark of Bluetooth SIG, Inc. "Dynaudio" is a registered trademark of Continental Audio Electronic GMBH. FENDER is a trademark of F.M.I.C. All rights reserved. SiriusXM Satellite Radio, SiriusXM Traffic, and SiriusXM Travel Link subscriptions are sold separately or as a package after trial period and are continuous until you call SiriusXM at 1-866-635-2349 to cancel. See Customer Agreement for complete terms and more information at www.siriusxm.com. ©2013 Sirius XM Radio Inc. Sirius, XM, and all related marks and logos are trademarks of Sirius XM Radio Inc. Volkswagen DVD navigation depends on the signals from the worldwide Global Positioning Satellite network. The vehicle's electrical system, and existing wireless and satellite technologies, must be available and operating properly for the system to function. The system is designed to provide you with suggested routes to location addresses, destinations, and other points of interest. Changes in street names, construction zones, traffic flow, points of interest, and other road system changes are beyond the control of Volkswagen of America, Inc. Complete detailed mapping of lanes, roads, streets, toll roads, highways, etc., is not possible, therefore you may encounter discrepancies between the mapping and your actual location. Please rely on your individual judgment in determining whether or not to follow a suggested navigation route. Periodically, the mapping is updated and a new DVD will be required in order to maintain the latest navigation information for the vehicle. This DVD is not available for purchase from time to time at additional cost. For further information regarding any Volkswagen model, please call 1-800-DRIVE-VW or just look us up at vw.com. VW14NBSBUS

*Average mileage based on Wolfram Alpha data (www.wolframalpha.com). Vehicles on the road based on Polk global registrations of 2001 models and older in 43 countries, as of September 2012.

